

RESORT SYSTEM

Design E. Garbin

SISTEMA DI PANNELLATURE | WALL PANNELLING SYSTEM

2023




Sistema di pannellature modulare per rivestimento a parete con struttura portante in alluminio e acciaio zincato disponibile in due varianti: per altezze massime fino a 290 cm e per altezze oltre i 290 cm e fino a 390 cm. Altezza minima 210 cm. Il sistema è regolabile in profondità per garantire linearità e continuità alla composizione. Pannelli disponibili in legno, ceramica, specchio e rivestiti nei tessuti della collezione. Disponibile anche un elemento di giunzione curvato in legno. I moduli standard sono disponibili in quattro larghezze: 30, 60, 90 e 120 cm. Possibilità di realizzare pannelli di compensazione e moduli su misura tenendo in considerazione un passo orizzontale fisso di 2,5 cm. In ogni modulo possono essere inseriti verticalmente un massimo di 3 pannelli per altezze fino a 290 cm e un massimo di 4 pannelli per altezze oltre i 290 cm e fino a 390 cm, considerando sempre un passo verticale fisso di 4 cm. Per i moduli oltre i 290 cm è sempre necessario considerare un minimo di due pannelli verticali. Nella versione in pelle il singolo pannello può avere un'altezza massima di 200 cm. Ogni singolo modulo è separato dal successivo da un profilo a vista in alluminio anodizzato in finitura Graphite. Il profilo a vista è disponibile anche con illuminazione a LED integrata e dimmerabile a tutta altezza o elettrificato a bassa tensione per alimentare uno o più faretti ad altezza regolabile. Il prezzo dei profili di chiusura laterali va aggiunto obbligatoriamente al prezzo della composizione. Possibilità di prevedere anche l'illuminazione perimetrale sui singoli lati della composizione. In questa versione, si prega di considerare una distanza minima di 4 cm dalle pareti, dal soffitto e dal pavimento. Il prezzo dei profili di chiusura laterali va aggiunto obbligatoriamente al prezzo della composizione. È necessario verificare che le pareti dove dovrà essere installata la composizione siano in grado di sostenerne il peso. Poiché le pareti possono essere di materiali diversi, la ferramenta per il montaggio a parete non è inclusa. Per scegliere gli accessori di fissaggio adatti, rivolgersi a personale specializzato. Il fissaggio alla parete deve essere effettuato da persone esperte e qualificate.

Modular wall panelling system with aluminium and galvanised steel support frame available in two heights: for maximum heights up to 290 cm and for heights above 290 cm and up to 390 cm. Minimum height 210 cm. The system is adjustable in depth to ensure linearity and continuity of the composition. Panels are available in wood, ceramic, mirror or covered in the fabrics of the collection. A curved wooden joining element is also available. Standard modules are available in four widths: 30, 60, 90 and 120 cm. Compensation panels and custom modules can be manufactured, considering a fixed horizontal pitch of 2,5 cm. A maximum of 3 panels can be fitted vertically in each module for heights up to 290 cm and a maximum of 4 panels for heights above 290 cm and up to 390 cm, always complying with a fixed vertical pitch of 4 cm. For modules over 290 cm, a minimum of two vertical panels is always required. In the leather-covered version, a single panel can have a maximum height of 200 cm. Each individual module is separated from the next by a visible anodised aluminium profile in Graphite finish. The visible profile is also available with integrated, dimmable full-height LED lighting or electrified at low voltage to power one or more spotlights with adjustable height. It is also possible to provide perimeter lighting on each side of the composition. This latter version requires a minimum distance of 4 cm from walls, ceiling and floor. The price of the closing lateral profiles must be added to the price of the composition. It must be verified that the walls where the composition is to be installed are able to support its weight. Since the walls may be of different materials, the wall-mounting hardware is not included. Please consult a specialist when choosing suitable fixing accessories. Fastening to the wall must be carried out by experienced and qualified persons.

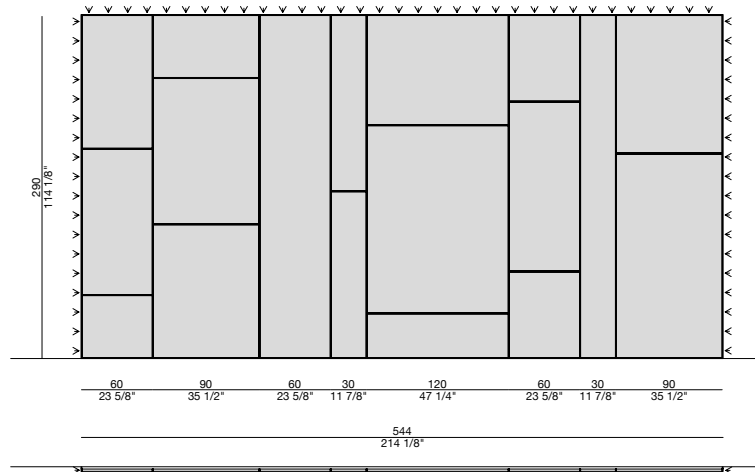
Modulares Wandverkleidungssystem mit Trägerstruktur aus Aluminium und verzinktem Stahl, das in zwei Varianten erhältlich ist: für maximale Höhen bis zu 290 cm und für Höhen über 290 cm bis zu 390 cm. Mindesthöhe 210 cm. Das System ist in der Tiefe verstellbar, um Linearität und Kontinuität der Zusammensetzung zu gewährleisten. Die Paneele sind in Holz, Keramik, Spiegel oder mit den Stoffen der Kollektion bezogen erhältlich. Ein gebogenes Verbindungselement aus Holz ist ebenfalls erhältlich. Die Standardmodule sind in vier Breiten erhältlich: 30, 60, 90 und 120 cm. Ausgleichspaneele und Spezialmodule können unter Berücksichtigung eines festen horizontalen Abstands von 2,5 cm hergestellt werden. Bis zu einer Höhe von 290 cm können in jedem Modul maximal 3 Paneele vertikal angebracht werden, bei Höhen über 290 cm und bis zu 390 cm maximal 4 Paneele, wobei immer ein fester vertikaler Abstand von 4 cm eingehalten werden muss. Bei Modulen mit einer Höhe von mehr als 290 cm sind immer mindestens zwei vertikale Paneele erforderlich. Bei der lederbezogenen Version kann ein einzelnes Paneel eine maximale Höhe von 200 cm haben. Jedes einzelne Modul ist durch ein sichtbares, eloxiertes Aluminiumprofil in Graphitoptik voneinander getrennt. Das sichtbare Profil ist auch mit integrierter, dimmbarer LED-Beleuchtung in voller Höhe oder mit Niederspannung für den Betrieb eines oder mehrerer höhenverstellbarer Strahler erhältlich. Es ist auch möglich, die Komposition auf beiden Seiten mit einer Randbeleuchtung zu versehen. Bei der letztgenannten Variante ist ein Mindestabstand von 4 cm zu Wänden, Decke und Boden erforderlich. Der Preis für die seitlichen Abschlussprofile muss zum Preis der Komposition hinzugerechnet werden. Es muss sichergestellt werden, dass die Wände, an denen das Gerät installiert werden soll, dessen Gewicht tragen können. Da die Wände aus unterschiedlichen Materialien bestehen können, ist das Befestigungsmaterial für die Wand nicht im Lieferumfang enthalten. Wenden Sie sich bitte an einen Experten, um das geeignete Befestigungsmaterial auszuwählen. Die Befestigung an der Wand muss von erfahrenen und qualifizierten Personen durchgeführt werden.

Système modulaire de boiserie avec structure portante en aluminium et en acier galvanisé, disponible en deux variantes : pour des hauteurs maximales jusqu'à 290 cm et pour des hauteurs supérieures à 290 cm et jusqu'à 390 cm. Hauteur minimale 210 cm. Le système est modulable en profondeur afin de garantir la linéarité et la continuité de la composition. Les panneaux sont disponibles en bois, en céramique, en miroir et revêtus des tissus de la collection. Un élément de jonction en bois courbé est également disponible. Les modules standard sont disponibles en quatre dimensions : 30, 60, 90 et 120 cm de largeur. Des panneaux de compensation et des modules sur mesure peuvent être réalisés, en tenant compte d'un pas horizontal fixe de 2,5 cm. Un maximum de 3 panneaux peut être inséré verticalement dans chaque module pour les hauteurs jusqu'à 290 cm et un maximum de 4 panneaux pour les hauteurs supérieures à 290 cm et jusqu'à 390 cm, toujours en tenant compte d'un pas vertical fixe de 4 cm. Pour les modules de plus de 290 cm, il faut toujours considérer un minimum de deux panneaux verticaux. Dans la version en cuir, le panneau unique peut avoir une hauteur maximale de 200 cm. Chaque module est séparé du suivant par un profil visible en aluminium anodisé en finition Graphite. Le profil visible est également disponible avec un éclairage LED intégré et à intensité variable sur toute la hauteur ou électrifié en sous-tension pour alimenter un ou plusieurs éclairages ponctuels réglables en hauteur. Le prix des profils de fermeture latérale doit être ajouté au prix de la composition. Il est également possible de prévoir un éclairage périmétrique sur les différents côtés de la composition. Dans cette version, il faut considérer une distance minimale de 4 cm par rapport aux murs, au plafond et au sol. Le prix des profils de fermeture latéraux doit être ajouté au prix de la composition.

Sistema modular de paneles murales con estructura portante de aluminio y acero galvanizado disponible en dos variantes: para alturas máximas de hasta 290 cm y para alturas superiores a 290 cm y hasta 390 cm. Altura mínima 210 cm. El sistema es ajustable en profundidad para garantizar la linealidad y continuidad de la composición. Los paneles están disponibles en madera, cerámica, espejo y tapizados en las telas de la colección. También está disponible un elemento de unión de madera curvada. Los módulos estándar están disponibles en cuatro anchuras: 30, 60, 90 y 120 cm. Se pueden fabricar paneles de compensación y módulos a medida, teniendo en cuenta un paso horizontal fijo de 2,5 cm. Se pueden insertar un máximo de 3 paneles en vertical en cada módulo para alturas de hasta 290 cm y un máximo de 4 paneles para alturas superiores a 290 cm y hasta 390 cm, considerando siempre un paso vertical fijo de 4 cm. Para módulos de más de 290 cm, se debe considerar siempre un mínimo de dos paneles verticales. En la versión revestida da piel, el panel puede tener una altura máxima de 200 cm. Cada módulo individual está separado del siguiente por un perfil visible de aluminio anodizado en acabado Graphite. El perfil visible también está disponible con iluminación LED integrada y regulable a toda altura o electrificada a baja tensión para alimentar uno o varios focos regulables en altura. También es posible proporcionar iluminación perimetral en cada lado de la composición. En esta versión, se tiene que considerar una distancia mínima de 4 cm de las paredes, el techo y el suelo. El precio de los perfiles de cierre laterales se tiene que añadir obligatoriamente al precio de la composición. Debe comprobarse que las paredes donde se va a instalar la composición puedan soportar su peso. Dado que las paredes pueden ser de diferentes materiales, no se incluyen los herrajes de fijación a la pared. Consulte a un especialista para elegir los accesorios de fijación adecuados. La fijación a la pared debe ser realizada por personas cualificadas.

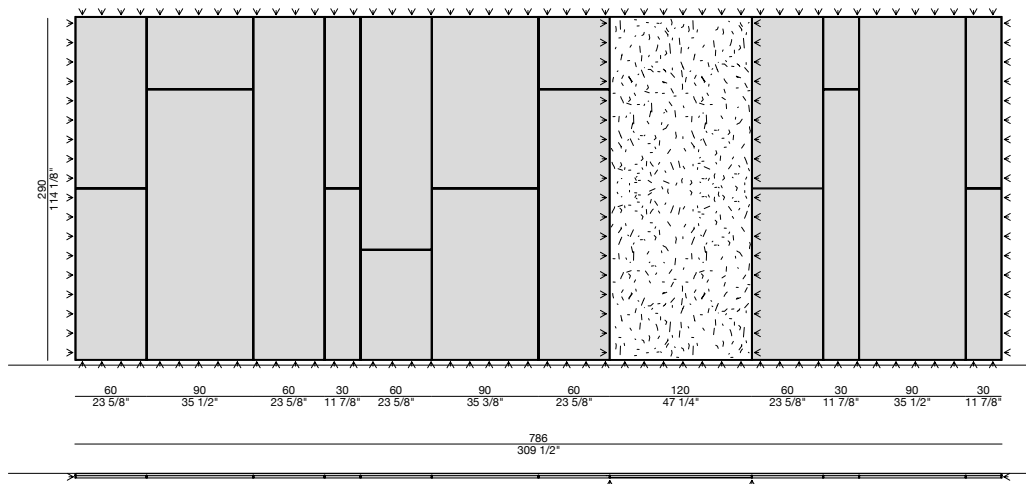


RESORT SYSTEM COMP. A




Mod. 30 - h 290	pannello impiallacciato carbone - carbone <i>veneer board</i>	2
Mod. 60 - h 290	pannello impiallacciato carbone - carbone <i>veneer board</i>	3
Mod. 90 - h 290	pannello impiallacciato carbone - carbone <i>veneer board</i>	2
Mod. 120 - h 290	pannello impiallacciato carbone - carbone <i>veneer board</i>	1
Profilo di chiusura	graphite	2
LED perimetro		12 ml
TOT.		

RESORT SYSTEM COMP. B



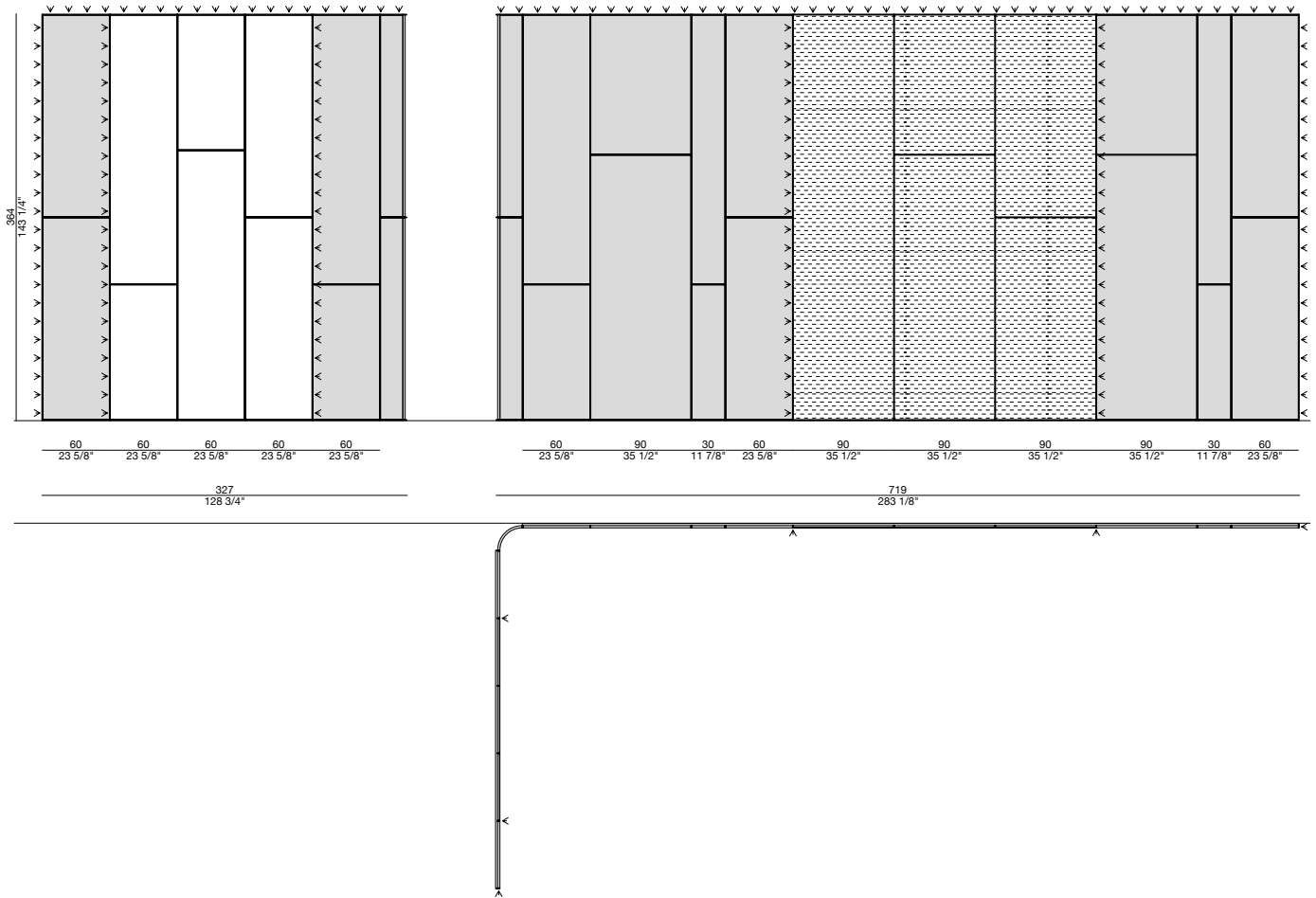
Mod. 30 - h 290	pannello impiallacciato walnut clove - walnut clove <i>veneer board</i>	3
Mod. 60 - h 290	pannello impiallacciato walnut clove - walnut clove <i>veneer board</i>	5
Mod. 90 - h 290	pannello impiallacciato walnut clove - walnut clove <i>veneer board</i>	3
Mod. 120 - h 290	Rock pearl	1
Profilo di chiusura	graphite	2
LED interno verticale		8 ml
LED perimetro		20 ml
TOT.		

RESORT SYSTEM COMP. C



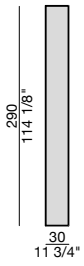
Mod. 30 - h 290	pannello impiallacciato carbone - carbone <i>veneer board</i>	2
Mod. 60 - h 290	pannello impiallacciato carbone - carbone <i>veneer board</i>	3
Mod. 90 - h 290	pannello impiallacciato carbone - carbone <i>veneer board</i>	2
Mod. 120 - h 290	pannello impiallacciato carbone - carbone <i>veneer board</i>	1
Profilo di chiusura	graphite	2
LED perimetro		12 ml
TOT.		

RESORT SYSTEM COMP. D

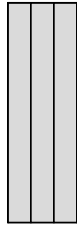


Mod. 30 - h 400	pannello impiallacciato ash oak - ash oak <i>veneer board</i>	2
Mod. 60 - h 400	pannello impiallacciato ash oak - ash oak <i>veneer board</i>	5
Mod. 90 - h 400	pannello impiallacciato ash oak - ash oak <i>veneer board</i>	2
Mod. 60 - h 400	specchio fumè - smoked mirror	3
Mod. 90 - h 400	pannello rivestito in tessuto - board covered in fabric (Ikat L1575/06 - cat. C)	3
Angolo curvo - h 400	pannello impiallacciato ash oak - ash oak <i>veneer board</i>	1
LED interno verticale		15 ml
LED perimetro		18 ml
Profilo di chiusura	graphite	2
TOT.		

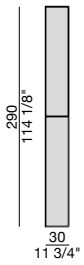
RESORT SYSTEM - Mod. 30 - h 290



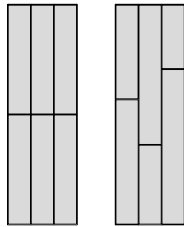
Pannello 1
Board 1



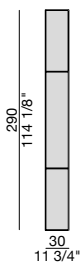
Esempi comp. Pannello 1
Example comp. Board 1



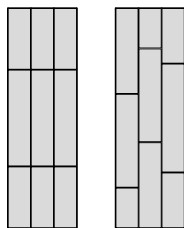
Pannello 2
Board 2



Esempi comp. Pannello 2
Example comp. Board 2

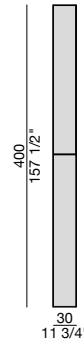


Pannello 3
Board 3

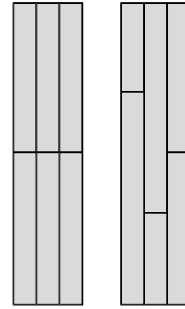


Esempi comp. Pannello 3
Example comp. Board 3

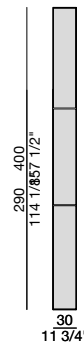
RESORT SYSTEM - Mod. 30 - h400



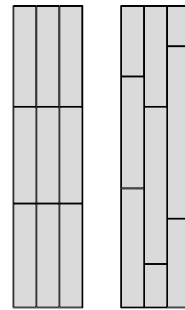
Pannello 2
Board 2



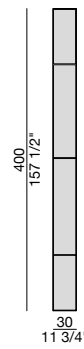
Esempi comp. Pannello 2
Example comp. Board 2



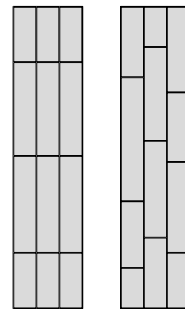
Pannello 3
Board 3



Esempi comp. Pannello 3
Example comp. Board 3

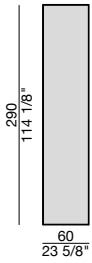


Pannello 4
Board 4

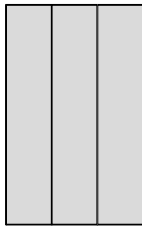


Esempi comp. Pannello 4
Example comp. Board 4

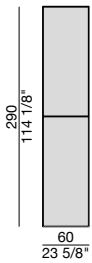
RESORT SYSTEM - Mod. 60 - h 290



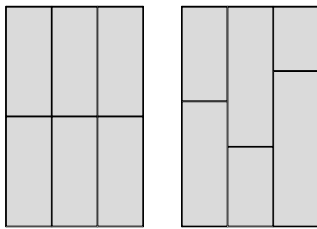
Pannello 1
Board 1



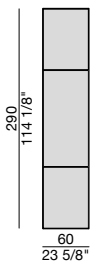
Esempi comp. Pannello 1
Example comp. Board 1



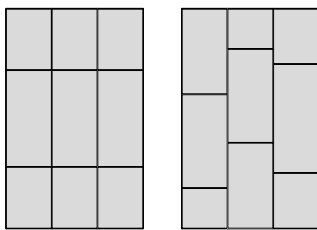
Pannello 2
Board 2



Esempi comp. Pannello 2
Example comp. Board 2

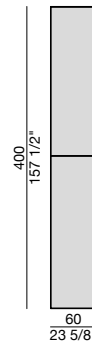


Pannello 3
Board 3

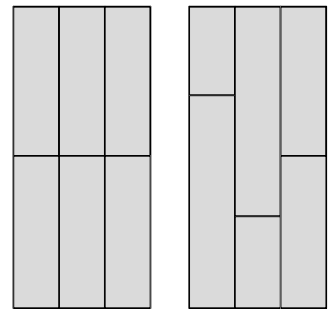


Esempi comp. Pannello 3
Example comp. Board 3

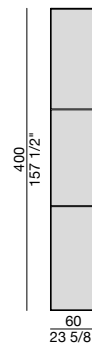
RESORT SYSTEM - Mod. 60 - h400



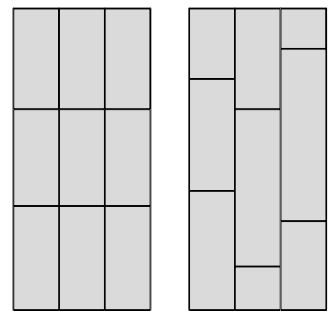
Pannello 2
Board 2



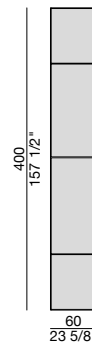
Esempi comp. Pannello 2
Example comp. Board 2



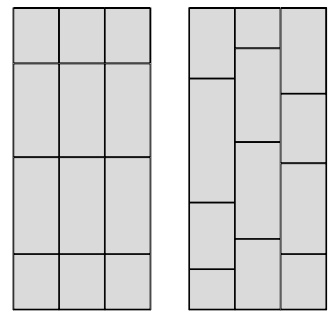
Pannello 3
Board 3



Esempi comp. Pannello 3
Example comp. Board 3



Pannello 4
Board 4




Esempi comp. Pannello 4
Example comp. Board 4

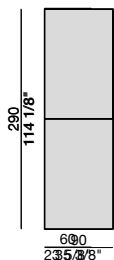
RESORT SYSTEM - Mod. 90 - h 290



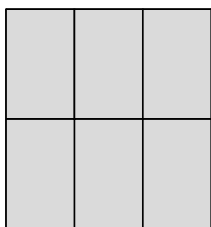
Pannello 1
Board 1



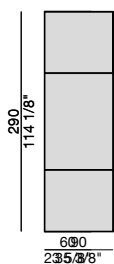

Esempi comp. Pannello 1
Example comp. Board 1



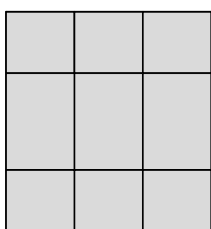
Pannello 2
Board 2




Esempi comp. Pannello 2
Example comp. Board 2



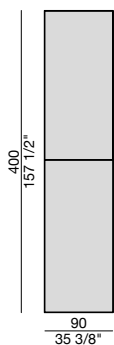
Pannello 3
Board 3



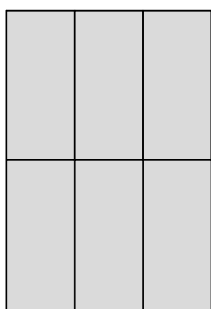
Esempi comp. Pannello 3
Example comp. Board 3



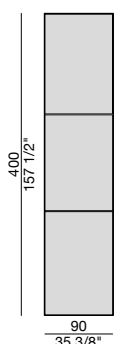
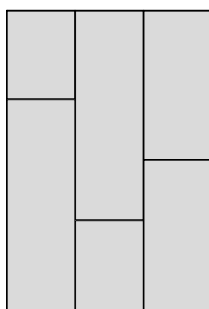
RESORT SYSTEM - Mod. 90 - h400



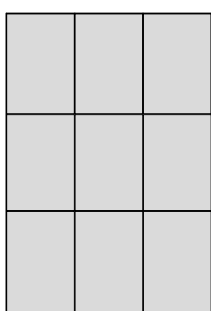
Pannello 2
Board 2



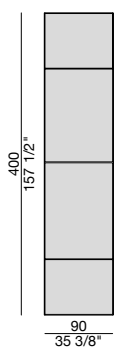
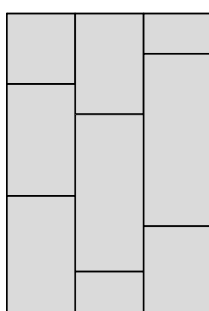
Esempi comp. Pannello 2
Example comp. Board 2



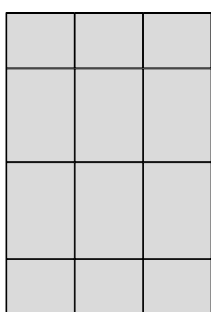
Pannello 3
Board 3



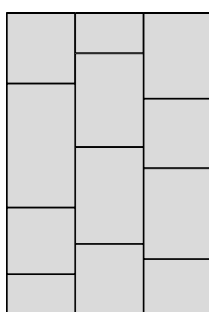
Esempi comp. Pannello 3
Example comp. Board 3



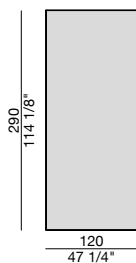
Pannello 4
Board 4




Esempi comp. Pannello 4
Example comp. Board 4



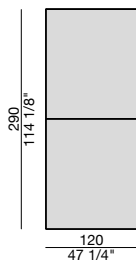
RESORT SYSTEM - Mod. 120 - h 290



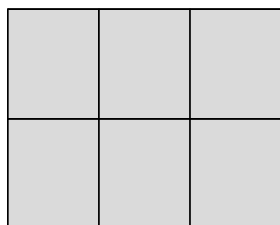
Pannello 1
Board 1



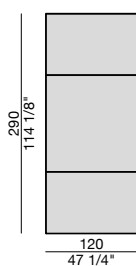
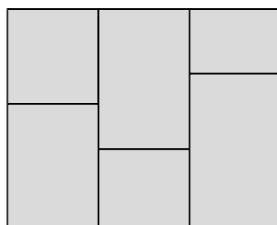
Esempi comp. Pannello 1
Example comp. Board 1



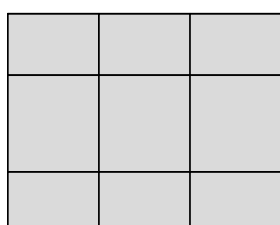
Pannello 2
Board 2



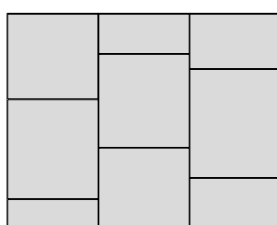
Esempi comp. Pannello 2
Example comp. Board 2



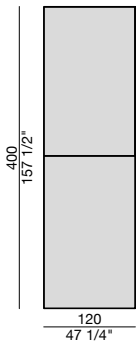
Pannello 3
Board 3



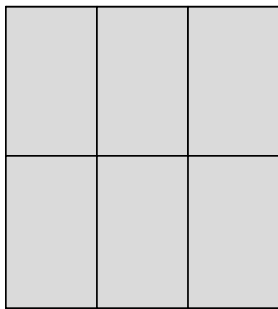
Esempi comp. Pannello 3
Example comp. Board 3



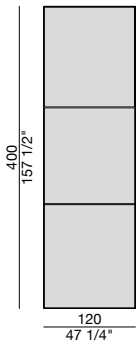
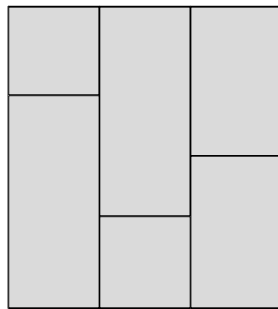
RESORT SYSTEM - Mod. 120 - h400



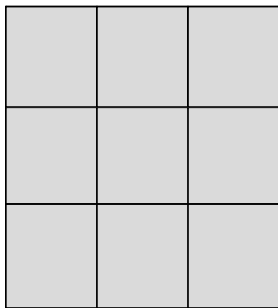
Pannello 2
Board 2



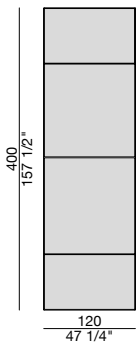
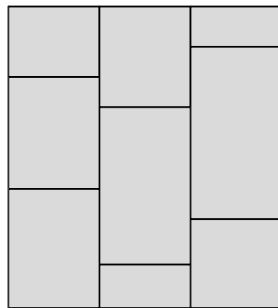
Esempi comp. Pannello 2
Example comp. Board 2



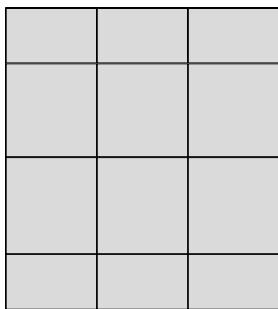
Pannello 3
Board 3



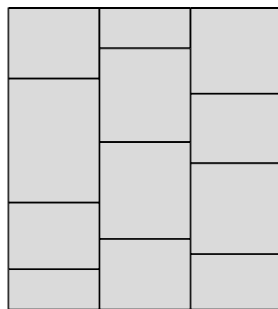
Esempi comp. Pannello 3
Example comp. Board 3



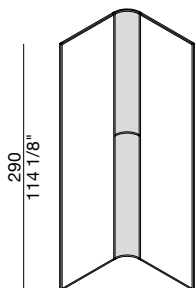
Pannello 4
Board 4



Esempi comp. Pannello 4
Example comp. Board 4

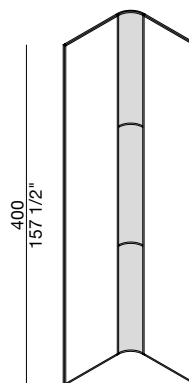


RESORT SYSTEM - Angolo curvo 2 - h 290



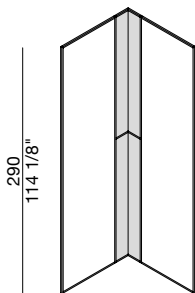
Angolo curvo 2 - h 290
Round corner 2 - h 290

RESORT SYSTEM -Angolo curvo 3 - h400



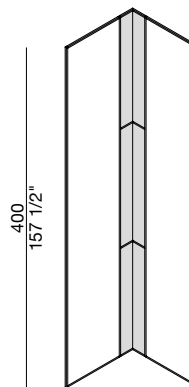
Angolo curvo 3 - h 400
Round corner 3 - h 400

RESORT SYSTEM - Angolo retto 2 - h 290



Angolo retto 2 - h 290
90° corner 2 - h 290

RESORT SYSTEM -Angolo retto 3 - h400




Angolo curvo 3 - h 400
90° corner 3 - h 400

RESORT SYSTEM

Design E. Garbin

SISTEMA DI PANNELLATURE | WALL PANELLING SYSTEM

2023



RESORT SYSTEM

Design E. Garbin

SISTEMA DI PANNELLATURE | WALL PANNELLING SYSTEM

2023




RESORT SYSTEM

Design E. Garbin

SISTEMA DI PANNELLATURE | WALL PANNELLING SYSTEM

2023




Impiallacciato | Veneer



Espresso
Espresso



Carbone
Carbone



Walnut Clove
Walnut Clove




Ashen Oak
Ashen Oak


Rock | Rock




Calacatta opaco
matt Calacatta



Emperador opaco
matt Emperador



Pearl opaco
matt Pearl



Black Oxide opaco
matt Black Oxide

Specchio | Mirror



Naturale
Clear



Fumé
Smoked


Metallo | Metal



Graphite
Graphite


Pelle | Leather

Cat. LUX




Nabuk

Cat. PLUS



Pelle PLUS

Cat. EXTRA



Pelle EXTRA

Cat. PELLE




Pelle

Rivestimento | Cover

Cat. A



Twist



Zante


Cat. B




Bouclage



Motley




Tammy



Rabat

Cat. C



Armam



Ikat




Lint



Loom




Madras




Moleskin




Moran




Patch



Silesia




Serge




Velvet

Cat. D



Paros
eco leather



Range




Tress

Cat. E



Dorian



In Bianco/Calico

Cat. COM

Disponibile con tessuto fornito dal cliente.

Available with fabric supplied by the customer.

Verfügbar mit Kundenstoff.

Disponibile avec tissu du client.

Disponibile con tela suministrada por el cliente.