



Lyz, 918/GCI
sedia base cono girevole \
cone base swivel chair

La sedia e la poltroncina dining Lyz mostrano la sapiente capacità dell'azienda nel lavorare il legno, mettendolo in relazione con diversi materiali. Un rapporto vicendevole dove il massello di frassino o noce Canaletto diventano la struttura su cui si sviluppa il rivestimento, disponibile nei tessuti e pelli di collezione, visibile da ogni angolazione della seduta. Le sedute sono presentate nella versione con scocca interamente imbottita o con inserto in legno, e poggiano su diverse basi: le varianti in metallo, con gambe a slitta, a cono, girevole e cantilever oppure a quattro gambe in legno massello.

The Lyz dining chair and dining armchair show the company skillful ability to work wood, relating it to different others. A mutual relationship where solid ash or Canaletto walnut become the structure on which the upholstery develops, available in the fabrics and leathers as per collection, visible from every angle of the seat. The seats are presented in the version with fully upholstered seat or with wooden insert and rest on different bases: the metal variants, sled, cone, swivel and cantilever or four-legged solid wood leg.

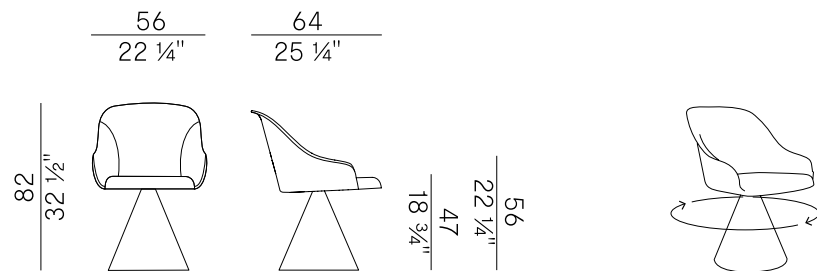
Informazioni tecniche \ Technical information

Descrizione tecnica \ Technical description

Sedia con seduta e schienale imbottiti in poliuretano espanso ignifugo. Seduta tutta imbottita. Base centrale a cono girevole in metallo verniciato antracite goffrato o nero goffrato con meccanismo di ritorno. Finiture e rivestimenti di collezione.

Chair with seat and backrest padded in fire retardant polyurethane foam. Fully upholstered seat. Central cone base in anthracite or black embossed painted metal with return mechanism. Finishes and coverings as per collection.

Dimensioni \ Dimensions



Consumi stoffe \ Fabric and leather requirements

FABRIC / LEATHER REQUIREMENTS

	x1	x2
H 140	ml 1,50	ml 2,80

LEATHER m² 3,00

FABRIC / LEATHER REQUIREMENTS

	x1	x2
H 55 1/4"	yd 1,65	yd 3,10

LEATHER ft² 32,30




PACKAGING

1 x box = m³ 0,35
gross weight - Kg 18

Finiture \ Finishes

Finiture base \
Base finishes

Metallo verniciato \ Lacquered metal



Antracite goffrato \
Anthracite embossed



Nero goffrato \
Black embossed

Rivestimenti \
Coverings

Tessuto, finta pelle, pelle \ Fabric, faux leather, leather

Collezione Lyz \
Lyz collection

Sedia e poltroncina dining con seduta e schienale imbottiti in poliuretano espanso ignifugo e gambe in massello di frassino o noce canaletto. Proposte con dettaglio alla base della seduta in massello di frassino o noce Canaletto o con seduta tutta imbottita.

Disponibili con le seguenti basi:

- Base fissa con quattro gambe in massello di frassino o noce Canaletto.
- Base girevole a quattro razze in metallo verniciato Aval o nero gofrato con, su richiesta, meccanismo di ritorno.
- Base centrale a cono girevole in metallo verniciato antracite gofrato o nero gofrato con meccanismo di ritorno.
- Base a slitta in metallo verniciato antracite gofrato o nero gofrato.
- Base a cantilever in metallo verniciato antracite gofrato o nero gofrato.

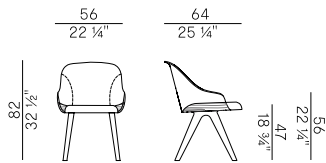
Finiture e rivestimenti di collezione.

Dining chair and dining armchair with seat and backrest upholstered in fire retardant polyurethane foam and legs in solid ash wood or Canaletto walnut. Proposed with detail at the base of the seat in solid ash wood or Canaletto walnut or with seat fully upholstered.

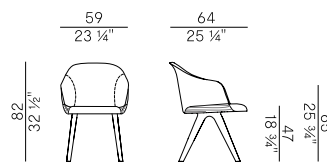
Available with different bases:

- Fixed version with base in solid ash wood or Canaletto walnut.
- Four-star swivel base in embossed painted metal, finishes Aval or black with return mechanism upon request.
- Central cone base in anthracite or black embossed painted metal with return mechanism.
- Sled legs base in anthracite or black embossed painted metal.
- Cantilever base in anthracite or black embossed painted metal.

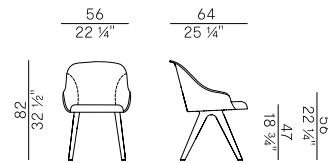
Finishes and coverings as per collection.



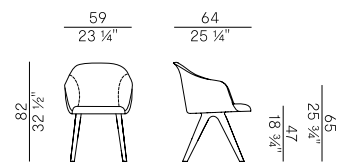
918
sedia \ chair



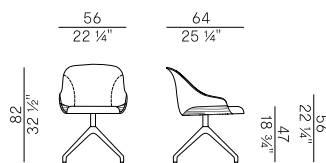
918/P
poltroncina \ armchair



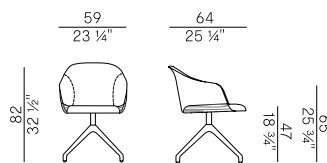
918/I
sedia \ chair



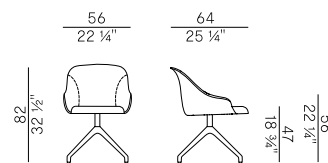
918/PI
poltroncina \ armchair



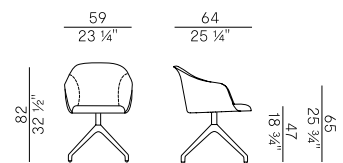
918/G
sedia girevole \ swivel chair



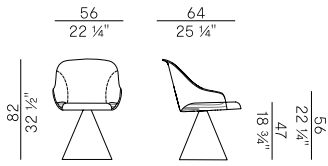
918/PG
poltroncina girevole \ swivel armchair



918/GI
sedia girevole \ swivel chair

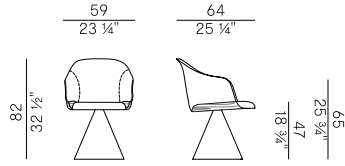


918/PGI
poltroncina girevole \ swivel armchair



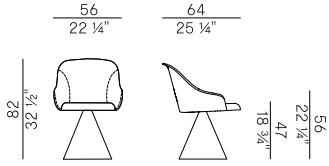
918/GC

sedia base cono girevole \
cone base swivel chair



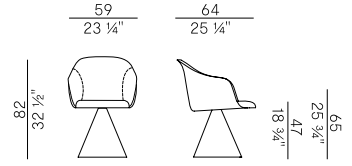
918/PGC

poltroncina base cono girevole \
cone base swivel armchair



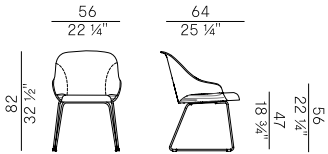
918/GCI

sedia base cono girevole \
cone base swivel chair



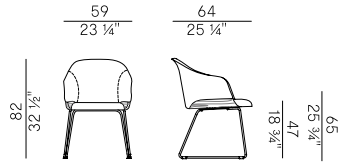
918/PGCI

poltroncina base cono girevole \
cone base swivel armchair



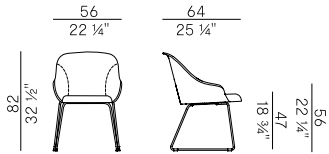
918/SL

sedia base slitta \ sled base chair



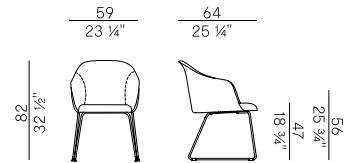
918/PSL

poltroncina base slitta \
sled base armchair



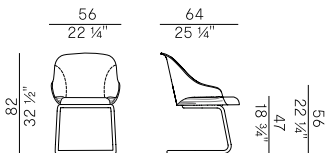
918/SLI

sedia base slitta \ sled base chair



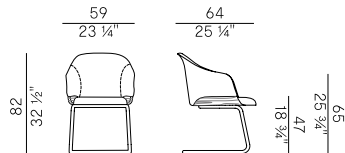
918/PSLI

poltroncina base slitta \
sled base armchair



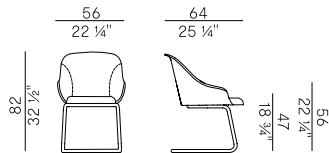
918/U

sedia base cantilever \
cantilever base chair



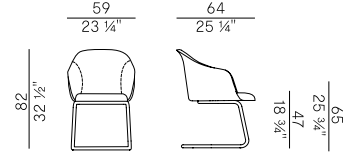
918/PU

poltroncina base cantilever \
cantilever base armchair



918/UI

sedia base cantilever \
cantilever base chair



918/PUI

poltroncina base cantilever \
cantilever base armchair



Lyz, 918/PGCI
poltroncina base cono girevole \
cone base swivel armchair

La sedia e la poltroncina dining Lyz mostrano la sapiente capacità dell'azienda nel lavorare il legno, mettendolo in relazione con diversi materiali. Un rapporto vicendevole dove il massello di frassino o noce Canaletto diventano la struttura su cui si sviluppa il rivestimento, disponibile nei tessuti e pelli di collezione, visibile da ogni angolazione della seduta. Le sedute sono presentate nella versione con scocca interamente imbottita o con inserto in legno, e poggiano su diverse basi: le varianti in metallo, con gambe a slitta, a cono, girevole e cantilever oppure a quattro gambe in legno massello.

The Lyz dining chair and dining armchair show the company skillful ability to work wood, relating it to different others. A mutual relationship where solid ash or Canaletto walnut become the structure on which the upholstery develops, available in the fabrics and leathers as per collection, visible from every angle of the seat. The seats are presented in the version with fully upholstered seat or with wooden insert and rest on different bases: the metal variants, sled, cone, swivel and cantilever or four-legged solid wood leg.

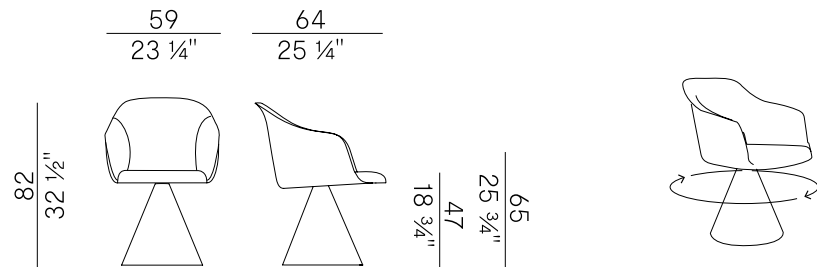
Informazioni tecniche \ Technical information

Descrizione tecnica \ Technical description



Poltroncina con seduta e schienale imbottiti in poliuretano espanso ignifugo. Seduta tutta imbottita. Base centrale a cono girevole in metallo verniciato antracite goffrato o nero goffrato con meccanismo di ritorno. Finiture e rivestimenti di collezione.



Armchair with seat and backrest padded in fire retardant polyurethane foam. Fully upholstered seat. Central cone base in anthracite or black embossed painted metal with return mechanism. Finishes and coverings as per collection.

Dimensioni \ Dimensions



Consumi stoffe \ Fabric and leather requirements

FABRIC / LEATHER REQUIREMENTS		x1	x2
	H 140	ml 1,65	ml 3,00
	LEATHER	m ² 3,20	

FABRIC / LEATHER REQUIREMENTS		x1	x2
	H 55 1/4"	yd 1,80	yd 3,30
	LEATHER	ft ² 34,50	



PACKAGING

1 x box = m³ 0,35
gross weight - Kg 18

Finiture \ Finishes

Finiture base \
Base finishes

Metallo verniciato \ Lacquered metal



Antracite goffrato \
Anthracite embossed



Nero goffrato \
Black embossed

Rivestimenti \
Coverings

Tessuto, finta pelle, pelle \ Fabric, faux leather, leather

Collezione Lyz \
Lyz collection

Sedia e poltroncina dining con seduta e schienale imbottiti in poliuretano espanso ignifugo e gambe in massello di frassino o noce canaletto. Proposte con dettaglio alla base della seduta in massello di frassino o noce Canaletto o con seduta tutta imbottita.

Disponibili con le seguenti basi:

- Base fissa con quattro gambe in massello di frassino o noce Canaletto.
- Base girevole a quattro razze in metallo verniciato Aval o nero goffrato con, su richiesta, meccanismo di ritorno.
- Base centrale a cono girevole in metallo verniciato antracite goffrato o nero goffrato con meccanismo di ritorno.
- Base a slitta in metallo verniciato antracite goffrato o nero goffrato.
- Base a cantilever in metallo verniciato antracite goffrato o nero goffrato.

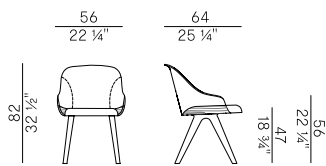
Finiture e rivestimenti di collezione.

Dining chair and dining armchair with seat and backrest upholstered in fire retardant polyurethane foam and legs in solid ash wood or Canaletto walnut. Proposed with detail at the base of the seat in solid ash wood or Canaletto walnut or with seat fully upholstered.

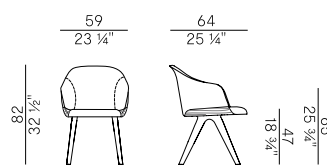
Available with different bases:

- Fixed version with base in solid ash wood or Canaletto walnut.
- Four-star swivel base in embossed painted metal, finishes Aval or black with return mechanism upon request.
- Central cone base in anthracite or black embossed painted metal with return mechanism.
- Sled legs base in anthracite or black embossed painted metal.
- Cantilever base in anthracite or black embossed painted metal.

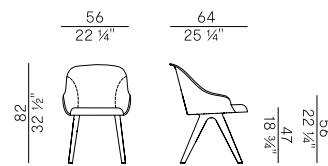
Finishes and coverings as per collection.



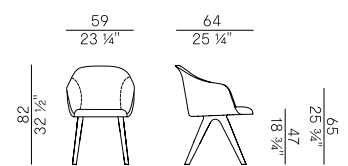
918
sedia \ chair



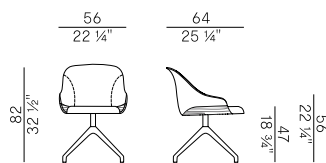
918/P
poltroncina \ armchair



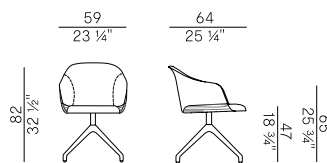
918/I
sedia \ chair



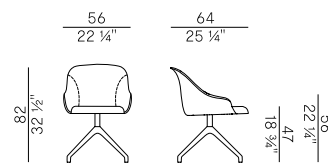
918/PI
poltroncina \ armchair



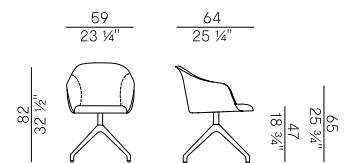
918/G
sedia girevole \ swivel chair



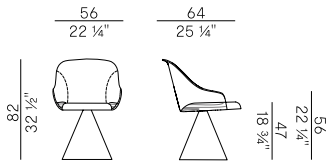
918/PG
poltroncina girevole \ swivel armchair



918/GI
sedia girevole \ swivel chair

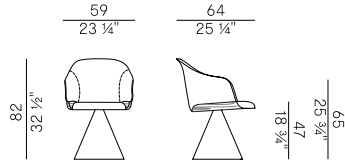


918/PGI
poltroncina girevole \ swivel armchair



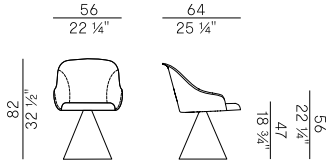
918/GC

sedia base cono girevole \
cone base swivel chair



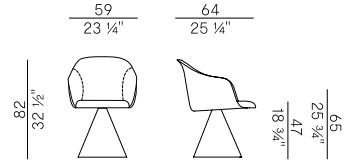
918/PGC

poltroncina base cono girevole \
cone base swivel armchair



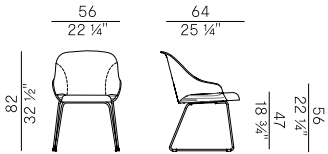
918/GCI

sedia base cono girevole \
cone base swivel chair



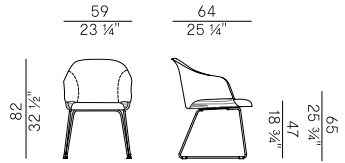
918/PGCI

poltroncina base cono girevole \
cone base swivel armchair



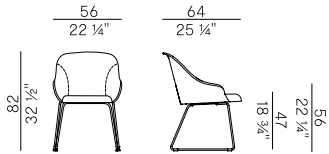
918/SL

sedia base slitta \ sled base chair



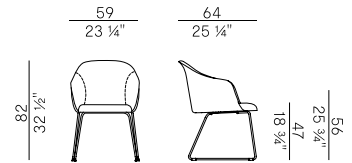
918/PSL

poltroncina base slitta \
sled base armchair



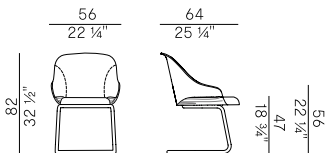
918/SLI

sedia base slitta \ sled base chair



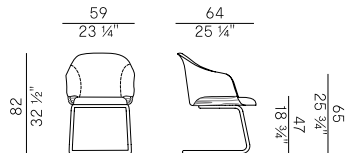
918/PSLI

poltroncina base slitta \
sled base armchair



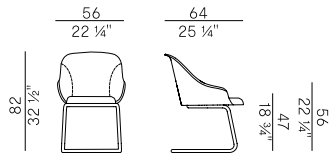
918/U

sedia base cantilever \
cantilever base chair



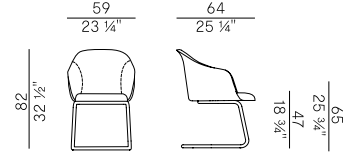
918/PU

poltroncina base cantilever \
cantilever base armchair



918/UI

sedia base cantilever \
cantilever base chair



918/PUI

poltroncina base cantilever \
cantilever base armchair