

Design Gabriele e Oscar Buratti



Soul, 960/CL
chaise longue \ chaise longue

Soul è una collezione di sedute e tavolini che nasce dall'intento di creare un sistema modulare agile e avvolgente. Divani, poltrone e chaise longue sono caratterizzati dall'intreccio dello schienale e dei braccioli, oltre che da pianali modulari con cuscini in appoggio. La modularità del telaio consente di strutturare tutti gli elementi in composizioni chiuse, bifacciali o angolari. La struttura è caratterizzata dal dettaglio che unisce gli elementi. Questa si sviluppa anche nel design dei tavolini, disponibili in varie dimensioni e top, sia quadrati che rettangolari.

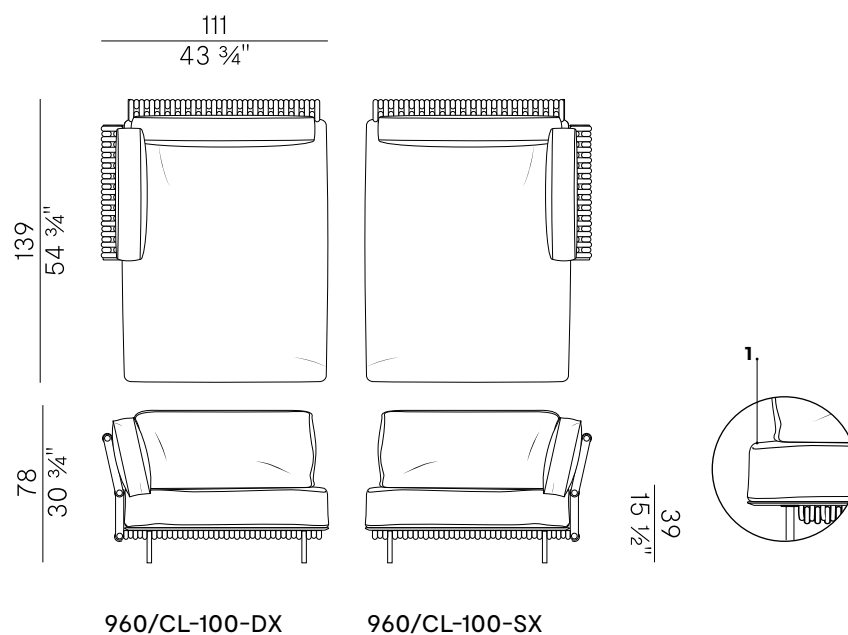
Soul is a collection of seats and coffee tables, born from the intent to create an agile and enveloping modular system. Sofas, lounge chairs, and chaise longues are characterized by the interweaving of the backrest and armrests, as well as modular platforms with cushions in support. The modularity of the frame allows you to structure all elements in double-sided or corner compositions. The structure is characterized by the detail that unites the elements. This also develops in the design of the coffee tables, available in various sized and tops, both square and rectangular.





Informazioni tecniche \ Technical information

Descrizione tecnica \
Technical description

Chaise longue con struttura in acciaio verniciato a polveri epossidiche antracite goffrato. Piedi in acciaio inox verniciato a polveri epossidiche. Schienale in treccia imbottita antracite. Imbottitura in poliuretano espanso ignifugo con rivestimento sigillante e fodere esterna nei tessuti outdoor a collezione e bordino in contrasto. Finiture e rivestimenti di collezione.

Chaise longue with structure in epoxy powder coated anthracite embossed steel. Feet in epoxy powder coated stainless steel. Backrest in anthracite padded braid. Padding in fire-retardant polyurethane foam with Waterproof undercover and external lining as per collection and contrasting piping. Finishes as per collection.

Dimensioni \
DimensionsConsumi stoffe \
Fabric requirements

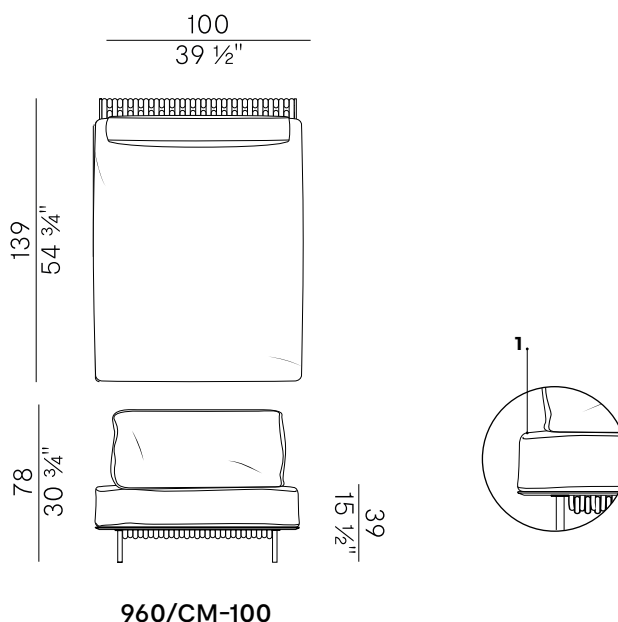
FABRIC REQUIREMENTS				FABRIC REQUIREMENTS			
		x1	x2			x1	x2
	H 140	ml 3,70	ml 7,40		H 140	yd 4.05	yd 8,00
PIPING (1.)				PIPING (1.)			
		x1	x2			x1	x2
	H 140	ml 0,60	ml 1,20		H 140	yd 0,65	yd 1,30





Informazioni tecniche \ Technical information

Descrizione tecnica \
Technical description

Chaise longue con struttura in acciaio verniciato a polveri epossidiche antracite goffrato. Piedi in acciaio inox verniciato a polveri epossidiche. Schienale in treccia imbottita antracite. Imbottitura in poliuretano espanso ignifugo con rivestimento sigillante e fodere esterna nei tessuti outdoor a collezione e bordino in contrasto. Finiture e rivestimenti di collezione.

Chaise longue with structure in epoxy powder coated anthracite embossed steel. Feet in epoxy powder coated stainless steel. Backrest in anthracite padded braid. Padding in fire-retardant polyurethane foam with Waterproof undercover and external lining as per collection and contrasting piping. Finishes as per collection.

Dimensioni \
DimensionsConsumi stoffe \
Fabric requirements

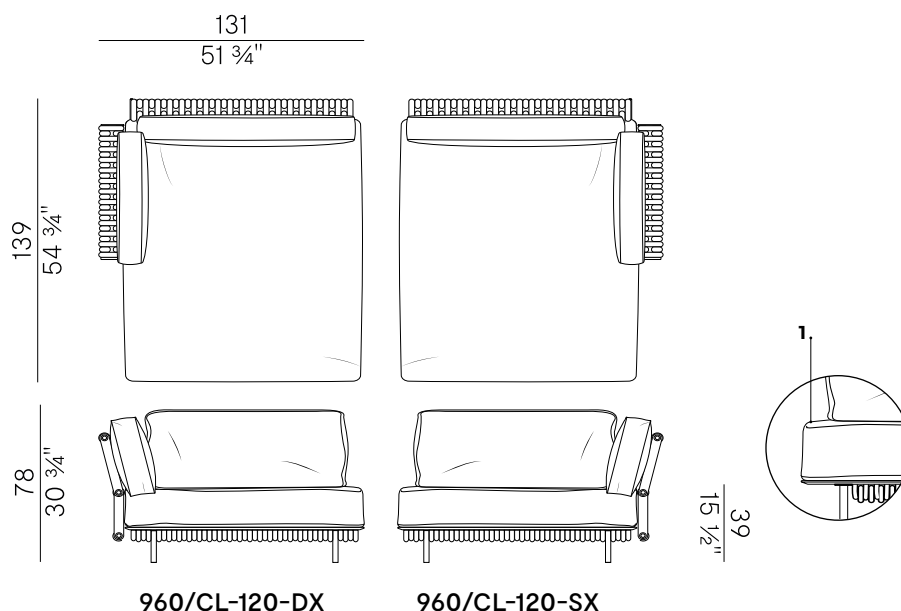
FABRIC REQUIREMENTS				FABRIC REQUIREMENTS			
		x1	x2		x1	x2	
	H 140	ml 3,70	ml 7,40		H 140	yd 4,05 yd 8,00	
PIPING (1.)				PIPING (1.)			
		x1	x2		x1	x2	
	H 140	ml 0,60	ml 1,20		H 140	yd 0,65 yd 1,30	





Informazioni tecniche \ Technical information

Descrizione tecnica \
Technical description

Chaise longue con struttura in acciaio verniciato a polveri epossidiche antracite goffrato. Piedi in acciaio inox verniciato a polveri epossidiche. Schienale in treccia imbottita antracite. Imbottitura in poliuretano espanso ignifugo con rivestimento sigillante e fodere esterna nei tessuti outdoor a collezione e bordino in contrasto. Finiture e rivestimenti di collezione.

Chaise longue with structure in epoxy powder coated anthracite embossed steel. Feet in epoxy powder coated stainless steel. Backrest in anthracite padded braid. Padding in fire-retardant polyurethane foam with Waterproof undercover and external lining as per collection and contrasting piping. Finishes as per collection.

Dimensioni \
DimensionsConsumi stoffe \
Fabric requirements

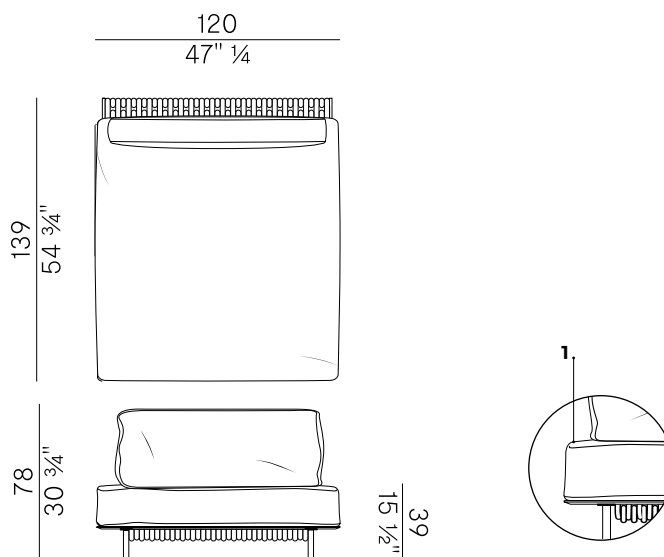
		FABRIC REQUIREMENTS		FABRIC REQUIREMENTS	
		x1	x2	x1	x2
	H 140	ml 4,00	ml 8,00		H 140 yd 4,37 yd 8,74
		PIPING (1.)		PIPING (1.)	
		x1	x2	x1	x2
	H 140	ml 0,70	ml 1,40		H 140 yd 0,76 yd 1,53

Informazioni tecniche \ Technical information

Descrizione tecnica \
Technical description

Chaise longue con struttura in acciaio verniciato a polveri epossidiche antracite goffrato. Piedi in acciaio inox verniciato a polveri epossidiche. Schienale in treccia imbottita antracite. Imbottitura in poliuretano espanso ignifugo con rivestimento sigillante e fodere esterna nei tessuti outdoor a collezione e bordino in contrasto. Finiture e rivestimenti di collezione.


Chaise longue with structure in epoxy powder coated anthracite embossed steel. Feet in epoxy powder coated stainless steel. Backrest in anthracite padded braid. Padding in fire-retardant polyurethane foam with Waterproof undercover and external lining as per collection and contrasting piping. Finishes as per collection.

Dimensioni \
Dimensions


960/CM-120

Consumi stoffe \
Fabric requirements

		FABRIC REQUIREMENTS	
		x1	x2
	H 140	ml 4,00	ml 8,00

		PIPING (1.)	
		x1	x2
	H 140	ml 0,70	ml 1,40


		FABRIC REQUIREMENTS	
		x1	x2
	H 140	yd 4,37	yd 8,74

		PIPING (1.)	
		x1	x2
	H 140	yd 0,76	yd 1,53

Finiture \ Finishes

Finiture struttura \
Frame finishes

Metallo \ Metal



Verniciato antracite
goffrato \
Laquered embossed
Anthracite

Finiture intreccio \
Weaving finishes

Treccia imbottita \ Padded rope



S2F
Antracite \
Anthracite

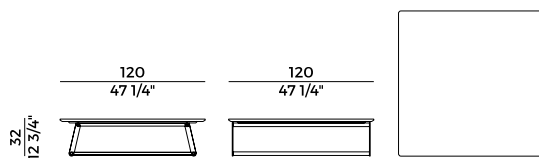
Rivestimenti \
Coverings

Tessuto outdoor \ Outdoor fabric

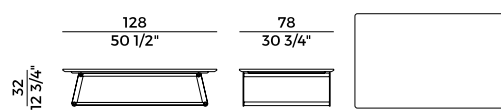
Collezione Soul \ Soul collection

Collezione composta da divano componibile, poltrona, chaise longue, pouf e tavolini. Divano, poltrona, chaise longue e pouf con struttura in lamiera e tubo d'acciaio verniciato a polveri epossidiche per outdoor, finitura antracite goffrato. Gambe in tubo d'acciaio inox AISI 316 verniciato a polveri epossidiche per outdoor. Schienale intrecciato a mano in treccia imbottita antracite. Imbottitura in poliuretano espanso ignifugo con rivestimento sigillante. I cuscini dello schienale e della seduta sono sfoderabili e staccabili dalla struttura. Rivestimenti di collezione. Tavolini in due dimensioni con base in lamiera e tubo d'acciaio verniciato a polveri epossidiche per outdoor antracite goffrato e piano in legno frassino waterproof, grès porcellanato ossido nero o pietra naturale.

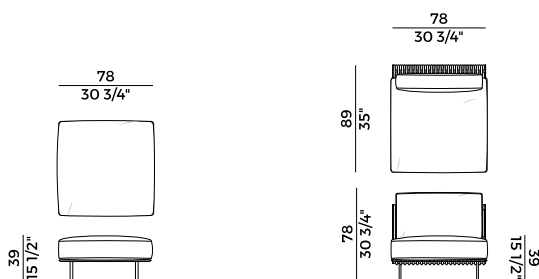
Collection composed of modular sofa, lounge chair, chaise longue, pouf, and coffee tables. Sofa, lounge chair, chaise longue, and pouf with structure in epoxy powder coated embossed anthracite steel tube for outdoor. Feet in AISI 316 stainless steel tube painted with epoxy powders for outdoor. Hand-woven backrest in anthracite padded braid. Padding in fire retardant polyurethane foam with sealing coating. The back and seat cushions are removable and detachable from the structure. Coverings as per collection. Coffee tables in two sizes with base in epoxy powder coated embossed anthracite steel tube for outdoor and top in waterproof ash, black oxide laminated porcelain or light grey natural stone.



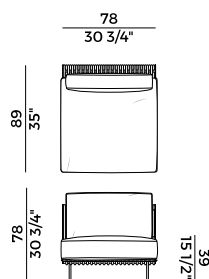
960/TQ
tavolino \ coffee table



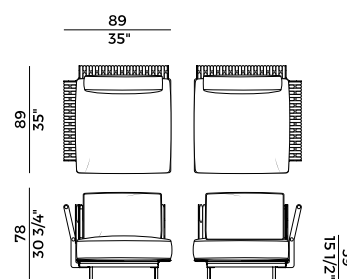
960/TR
tavolino \ coffee table



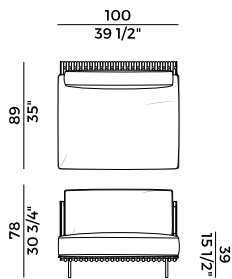
960/O
pouf \ pouf



960/DM-78
modulo centrale \ central unit

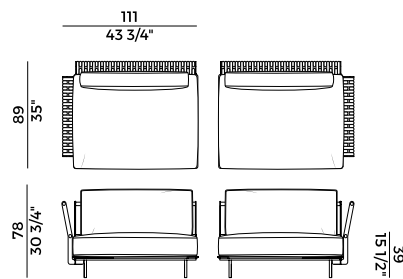


960/P-DX, 960/P-SX
poltrona destra e sinistra \ right and left armchair



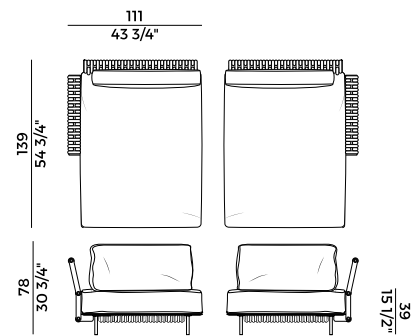
960/DM-100

modulo centrale \ central unit



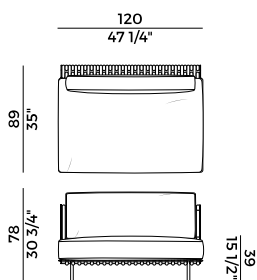
960/DT-100-DX, 960/DT-100-SX

modulo laterale destro e sinistro \
right and left side unit



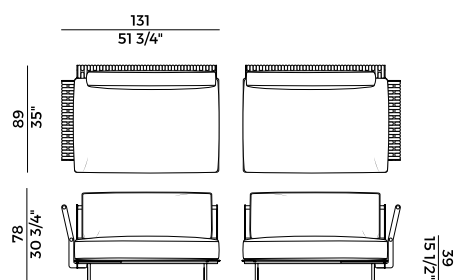
960/CL-100-DX, 960/CL-100-SX

chaise longue destra e sinistra. Disponibile versione senza bracciolo
960/CM-100-DX, 960/CM-100-SX \
right and left chaise longue. Available version without armrest 960/
CM-100-DX, 960/CM-100-SX



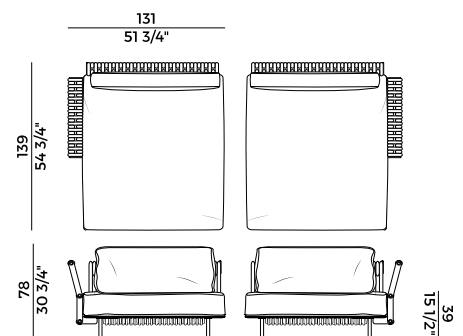
960/DM-120

modulo centrale \ central unit



960/DT-120-DX, 960/DT-120-SX

modulo laterale destro e sinistro \
right and left side unit



960/CL-120-DX, 960/CL-120-SX

chaise longue destra e sinistra. Disponibile versione senza bracciolo
960/CM-120-DX, 960/CM-120-SX \
right and left chaise longue. Available version without armrest 960/
CM-120-DX, 960/CM-120-SX.