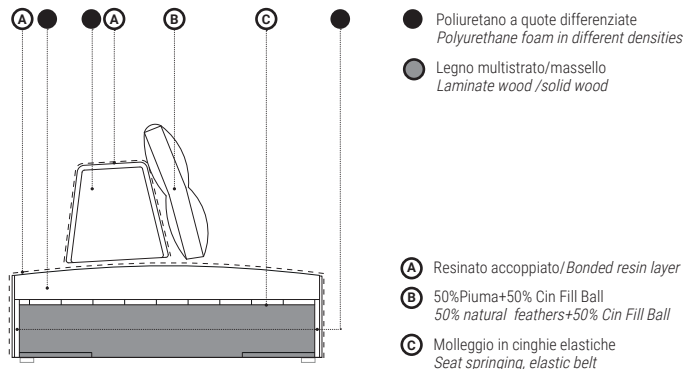


# BELLO



## STRUTTURA

Struttura in legno e multistrato imbottita in poliuretano a quote differenziate e rivestita in resinato accoppiato dello spessore di 10 mm.

## MOLLEGGIO

Molleggio della seduta in cinghie elastiche a 4 strati intrecciate ad alta densità.

## SEDUTA E SCHIENALE con peso

In poliuretano densità 30 HR rivestiti da una falda in resinato.

## SCHIENALE

Cuscini schienale cm 60x60: 50% in piuma naturale depolverizzata, lavata e sterilizzata - 50% cin fill ball (fibra poliestere siliconata cava a pallino).

## FRAME

Laminated wood frame padded with polyurethane foam in different densities covered in a 10 mm bonded resin layer.

## SEAT SPRINGING

Seat springing 4 layer elastic belt high density webbing.

## SEAT AND BACK WEIGHT CUSHION

Polyurethane padding seat and back weight cushions in density 30 HR covered in bonded resin.

## PILLOWS


Backrest cushions 60x60 cm: 50% natural dust-free, washed and sterilized feathers + 50% Cin Fill Ball (silicone-coated hollow polyester pellets).

## PIEDE VERSIONE ALTA/HIGH VERSION FOOT



### \* SPILLO / SPILLO

Manganese / Anthracite  
Cromato lucido / Polished chrome  
Satinato / Satin  
h. 15 cm  
A richiesta / On request:  
- RAL verniciato opaco / Matt RAL varnish



### \*\* PONTE / PONTE

Manganese / Anthracite  
Cromato lucido / Polished chrome  
Satinato / Satin  
h. 15 cm  
A richiesta / On request:  
- Montaggio a 45°/45° angle installation  
- RAL verniciato opaco / Matt RAL varnish

## PIEDE VERSIONE BASSA/LOW VERSION FOOT



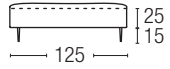
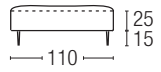
\* In legno cilindrico in tinta Wengé  
Wengé stained cylindrical shape wood foot  
h. 4 cm

\* VERSIONE STANDARD / STANDARD

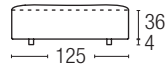
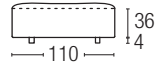
\*\* A PAGAMENTO / WITH SURCHARGE



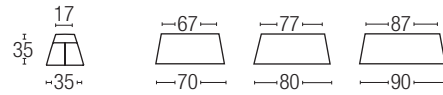
**DIVANO ALTO / HIGH SOFA**



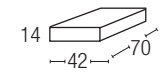
**DIVANO BASSO / LOW SOFA**




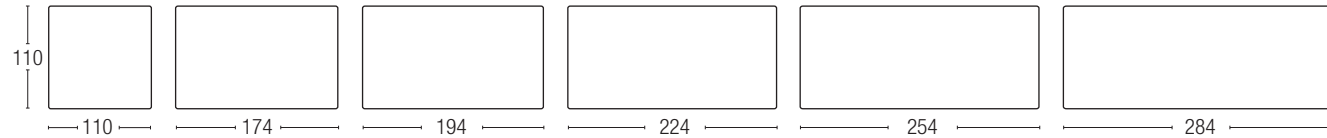
**SCHIENALE / BACK CUSHIONS**



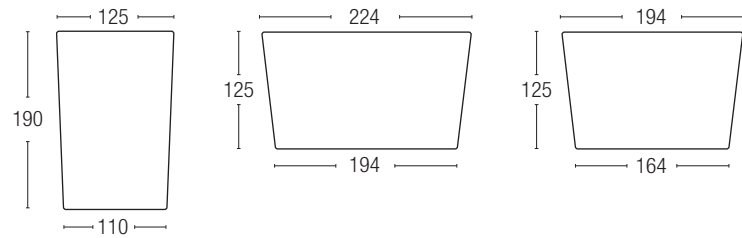
**BRACCIOLO / ARMREST**



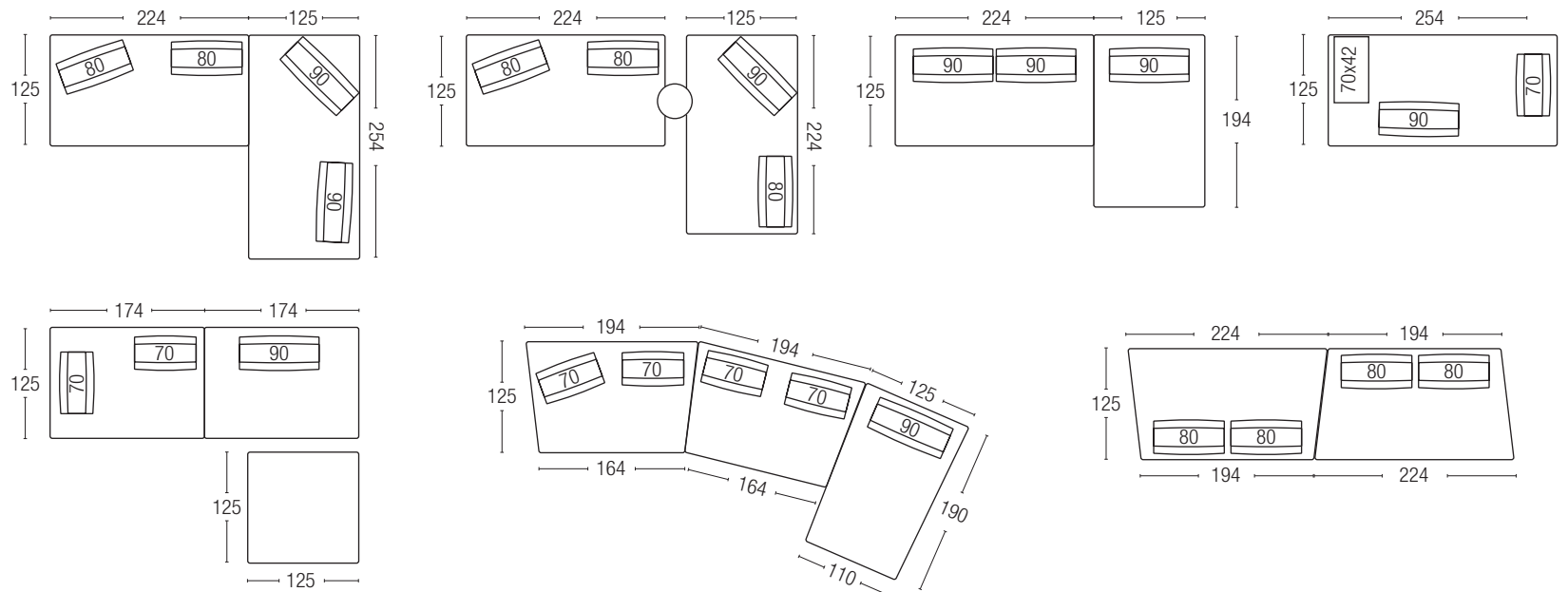
**SEDUTA / SEAT**



**ELEMENTI SPECIALI / SPECIAL ELEMENTS**

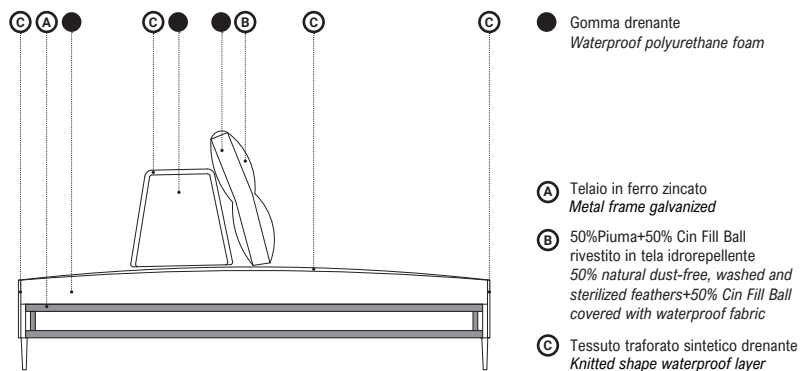


**ESEMPI DI CONFIGURAZIONI / CONFIGURATIONS EXAMPLES**



Non sono previsti ganci di unione per le panche. *In this model each sofa is a stand-alone unit: connecting clips are not required and thus are not included.*

# BELLO OUTDOOR



## STRUTTURA

Struttura in metallo zincato per esterno con rete elettrosaldata.

## SEDUTA E SCHIENALE con peso

In poliuretano reticolato drenante per esterno (densità equivalente 35 kg/m<sup>3</sup>) rivestiti da una tela a maglia drenante.

## SCHIENALE

Cuscini schienale cm 60x60: 50% in piuma naturale depolverizzata, lavata e sterilizzata 50% cin fill ball (fibra poliestere siliconata cava a pallino), rivestito in tela idrorepellente (spray test ISO 5 - no aderenza no bagnatura della superficie).

## FRAME

*Metal frame with welded mesh, galvanized for outdoor use.*

## SEAT AND BACK WEIGHT CUSHION

*Padding seat in waterproof polyurethane foam for outdoor use (equivalent density 35 Km/m<sup>3</sup>) covered with a knitted shape waterproof layer. Back weight cushions in waterproof polyurethane foam for outdoor use (equivalent density 35 Km / m<sup>3</sup>) covered with a knitted shape waterproof layer.*

## PILLOW

*Pillow 60x60 cm: 50% natural dust-free, washed and sterilized feathers + 50% Cin Fill Ball (silicone-coated hollow polyester pellets), covered with waterproof fabric (spray test ISO 5 - no adhesion, no wet surface).*

## PIEDE VERSIONE ALTA / HIGH VERSION FOOT



## SPILLO / SPILLO

Manganese / *Anthracite*

Cromato lucido / *Polished chrome*

Satinato / *Satin*

h. 15 cm

A richiesta / *On request:*

- RAL verniciato opaco / *Matt RAL varnish*