

Minotti

CLYFFORD

DESIGN RODOLFO DORDONI



Piano: in MDF, spessore 25 mm, con sagomatura sui bordi.

Finiture piano:

- laccato lucido nei colori Fango, Petrolio, Granito e Peltro;
- rovere laccato Moka a poro aperto;
- vetro Grigio Fumé bisellato, spessore 10 mm, temperato.

Il top è fissato alla struttura con particolari supporti in metallo.

Struttura: realizzata con trafilato di metallo tagliato al laser, spessore 10 mm (6 mm per gli elementi con misura Ø 50 H51 cm e 60x44 H51 cm). Finitura della struttura color Peltro opaco.

Base: piedini cilindrici sagomati e raccordati. Scivolanti protettivi in nylon nero.

Top: made of MDF, 25 mm in thickness, with shaped edges.

Top finishes:

- glossy lacquered in Mud, Petroleum, Granite and Pewter colors;
- open-pore Moka lacquered oak;
- chamfered Smoked Grey tempered glass, 10 mm in thickness.

The top is fixed to the structure by means of special metal supports.

Structure: laser-cut drawn metal base, 10 mm in thickness (except for coffee tables Ø 50 H51 cm and 60x44 H51 cm - 6 mm in thickness). Matt Pewter-colored structure finish.

Base: shaped, joined cylindrical feet. Black nylon glides.

Platte: aus 25 mm dickem MDF mit seitlichem Randprofil.

Ausführungen der Platte:

- einem Glanzlackfinish in den Farben Schlamm, Petroleum, Granit und Zinn;
- offenporig in Mokka lackierter Eiche;
- Obere Ablage aus 10 mm dickem, abgescrägtem Sekuritrauchglas.

Befestigung der Ablage am Metallgestell durch spezielle Halterungen.

Gestell: aus lasergeschnittenem, gezogenem Metall, Dicke 10 mm und 6 mm nur bei Elementen mit der Abmessung Ø 50 H51 cm und 60x44 H51 cm. Finish des Gestells in mattzinnfarbig Lackierung.

Grundgestell: Zylinderförmige, verbundene Füße. Bodenaufgabe durch schwarzen Nylonrutschschutz.

Plateau : en MDF, épaisseur 25 mm, avec profilage des bords.

Finitions du plateau :

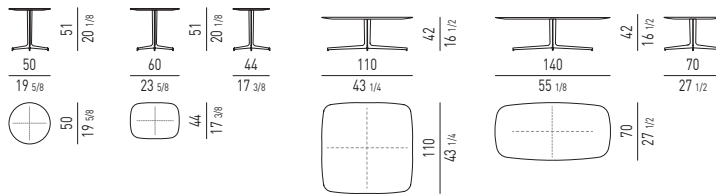
- laquée polie couleurs Boue, Pétrole, Granit et Étain;
- rouvre laqué Moka à pore ouvert;
- verre Gris Fumé biseauté, épaisseur 10 mm, trempé.

Le plateau est fixé à la structure à l'aide de supports spéciaux en métal.

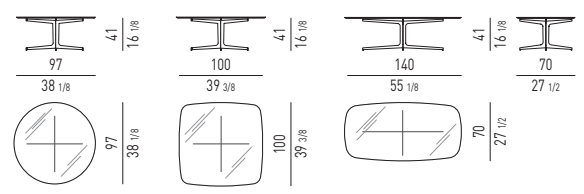
Structure : en métal étiré découpé au laser, épaisseur 10 mm (6 mm seulement pour les éléments Ø 50 H51 et 60x44 H51 mm). Finition de la structure mat couleur Étain.

Base : pieds cylindriques profilés et raccordés. Anti-glissements de protection en nylon noirs.

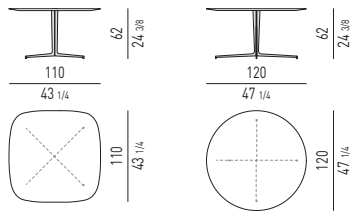
PIANO LEGNO | WOOD TOP



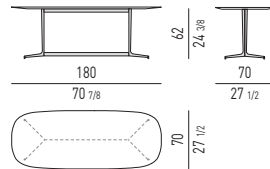
PIANO VETRO | GLASS TOP



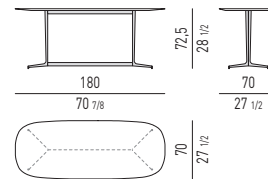
TAVOLI LOUNGE | LOUNGE-TABLES



CONSOLLE | CONSOLE TABLE


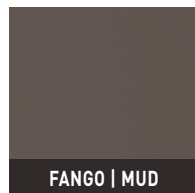


SCRITTOIO | WRITING DESK

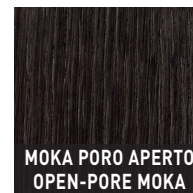


FINITURE PIANO TOP FINISHES

LACCATO LUCIDO | GLOSSY LACQUERED



ROVERE | OAK



VETRO | GLASS



FINITURA STRUTTURA STRUCTURE FINISH

METALLO | METAL

