



Struttura: giroletto monoscocca autoportante in legno multistrato di forte spessore. Il giroletto è progettato per accogliere al suo interno molle insacchettate ricoperte in superficie da uno strato di poliuretano espanso ad alta resilienza (esente da CF).

Un pannello di legno multistrato forato, posto alla base delle molle, agevola l'aerazione. Ulteriore rivestimento in tessuto tecnico traforato nella parte superiore del giroletto, che permette una maggiore traspirazione della struttura a molle. Testata in legno multistrato, imbottita con poliuretano espanso a quote differenziate ad alta densità. Giroletto e testata rivestiti con fibra termolegata ed accoppiata con tela di cotone bianca che conferisce morbidezza e sofficià alle imbottiture isolandole dal tessuto, garantendo igiene al prodotto. La confezione della testata è contraddistinta da una trapuntatura realizzata con un ricamo lineare che accoppia la fibra termolegata di forte spessore e la tela di cotone bianco, al tessuto con un motivo longitudinale. Il rivestimento è disponibile completamente in tessuto o in pelle o con il giroletto in pelle e la testata in tessuto.

Quando il giroletto è rivestito in pelle la confezione è sempre realizzata con fasce, lavorate con la stessa tecnica usata per la valigeria ed è caratterizzata da accurate cuciture rifinite a mano.

Sfoderabilità: rivestimento completamente sfoderabile in tessuto o pelle. Per facilitare la rimozione delle fodere, è possibile sfilare la testata dal giroletto agendo sulle manopole poste sul suo fondo.

Basi: portanti in estruso di alluminio verniciato lucido anti-touch color Black Coffee. Scivolanti in nylon.

N.B.: data la struttura del letto, non è possibile inserire la rete e regolare l'altezza del materasso.

AVVERTENZE SULLA CONFEZIONE DELLA FODERA

A) Rivestimento tutto in tessuto. Rivestimento tutto in pelle.

B) Rivestimento del giroletto in pelle Aspen, testata in tessuto.

Tessuti non disponibili per questo prodotto: Check, Condé Large / Small, Kabuki, Kita Big / Small, Kita Chevron, Kolly, Leopold, Mosaic, Pamm Large / Small, Tibet Pixel, Tibet Square, Tokyo, Twill Large / Small, Zebra.

AVVERTENZE SULLA CONFEZIONE IN PELLE/ALCANTARA/VELLUTO

Le fodere realizzate in pelle, Alcantara o velluto presentano delle cuciture verticali supplementari sulla testata che interrompono il ricamo lineare che segna la trapuntatura.

Structure: one-piece free-standing bed frame in very thick plywood. The bed frame is designed to accommodate pocket springs covered with a surface layer of high-resilience (CF-free) polyurethane foam.

A perforated plywood panel, placed under the springs, facilitates air circulation.

An additional perforated technical fabric covering on the upper part of the bed frame allows greater circulation of air throughout the spring structure. Headboard in plywood, padded with high-resilience, variable-density polyurethane foam.

Bed frame and headboard are then covered with heat-bonded fibre laminated to white cotton fabric that lends a soft fluffiness to the padding while isolating it from the fabric, ensuring the product is hygienic. The headboard is tailored with a linear embroidery quilted motif that laminates the thick heat-bonded fibre and the white cotton fabric to the upholstery with a longitudinal pattern.

Upholstery is available in all-fabric or all-leather or with the bed frame in leather and the headboard in fabric. When the bed frame is upholstered in leather, it is always made with strips of leather, using the same techniques as those for fine luggage, and features hand-finished stitching.

Covers: completely removable fabric or leather upholstery. To facilitate upholstery removal, the headboard can be lifted out of the bed frame by means of the handles located at the bottom.

Bases: weight-bearing, in extruded aluminium with varnished polished anti-fingerprint Black Coffee colour finish.

Oil-free, non-staining polyethylene glides.

N.B.: given the architecture of the bed, it is not possible to insert a slatted base or adjust mattress height.

INFORMATION REGARDING UPHOLSTERY AND COVERS

A) All-fabric upholstery. All-leather upholstery.

B) Bed frame upholstered in Aspen leather, headboard in fabric.

Fabrics not available for this product: Check, Condé Large / Small, Kabuki, Kita Big / Small, Kita Chevron, Kolly, Leopold, Mosaic, Pamm Large / Small, Tibet Pixel, Tibet Square, Tokyo, Twill Large / Small, Zebra.

IMPORTANT NOTICE ABOUT UPHOLSTERY IN LEATHER/ALCANTARA/VELVET

Upholstery made of leather, Alcantara or velvet has additional vertical stitching along the headboard that interrupts the linear embroidered quilting motif.

Gestell: Selbsttragender, einteiliger Bettrahmen aus starkem Sperrholz. Der Bettrahmen ist für die Aufnahme von Taschenfederkernen ausgelegt, die an der Oberfläche mit einer Schicht aus hochelastischem Polyurethanschaum (CF-frei) abgedeckt sind. Eine perforierte Sperrholzplatte an der Basis der Federn erleichtert die Belüftung. Zusätzliche Abdeckung aus perforiertem technischem Gewebe im oberen Teil des Bettrahmens, die eine größere Atmungsaktivität der Federstruktur ermöglicht. Kopfteil aus Sperrholz, gepolstert mit PU-Schaum mit differenzierter, hoher Dichte. Bettrahmen und Kopfteil gepolstert mit atmungsaktiver, thermobondierter Faser kombiniert mit weißem Baumwollstoff, der den Polsterungen Weichheit verleiht und sie von dem Gewebe isoliert, so dass die Produkthygiene garantiert wird. Die Steppung des Kopfteils zeichnet sich durch eine lineare Stickerei aus, die die starke thermobondierte Faser und den weißen Baumwollstoff mit einem Längsschnittmuster verbindet. Die Polsterung ist komplett in Stoff oder Leder oder mit dem Bettrahmen in Leder und dem Kopfteil in Stoff erhältlich. Bei einem Lederbezug ist der Bettrahmen in Streifen ausgeführt, die mit der gleichen Technik verarbeitet werden, die auch bei der Lederwarenherstellung eingesetzt wird und durch sorgfältige, von Hand ausgeführte Nähte charakterisiert ist.

Abziehbarkeit: der Bezug ist komplett abziehbar, sowohl in der Version mit Stoffbezug als auch mit Lederbezug. Um das Abziehen der Bezüge zu erleichtern, ist es möglich, das Kopfteil durch Drehen der Knöpfe an der Unterseite vom Bettrahmen zu entfernen.

Basis: aus extrudiertem Aluminium mit glänzender Anti Touch-Lackierung in der Farbe Black Coffee. Gleiter aus Polyethylen mit ölfreier Fleckenschutzbehandlung.

N.B.: aufgrund des Bettaufbaus ist es nicht möglich, den Lattenrost einzusetzen und die Höhe der Matratze zu verstellen.

HINWEISE ZUR KONFEKTIONIERUNG DES BEZUGS

A) Bezug komplett aus Stoff. Bezug komplett aus Leder.

B) Bezug vom Bettrahmen aus Aspen-Leder, Kopfteil mit Stoffbezug.

Für dieses Produkt nicht verfügbare Stoffe: Check, Condé Large / Small, Kabuki, Kita Big / Small, Kita Chevron, Kolly, Leopold, Mosaic, Pamm Large / Small, Tibet Pixel, Tibet Square, Tokyo, Twill Large / Small, Zebra.

HINWEIS ZUR KONFEKTIONIERUNG MIT LEDER/ALCANTARA/SAMT

Bezüge aus Leder, Alcantara oder Samt weisen zusätzliche vertikale Nähte auf der Bettrahmen, diese unterbrechen die lineare Stickerei, die die Steppung kennzeichnet.

Structure : cadre de lit monocoque autoportant en multiplis de forte épaisseur. Le cadre de lit est conçu pour accueillir des ressorts ensachés recouverts en surface d'une couche de mousse de polyuréthane haute résilience (sans CF). La ventilation est facilitée par un panneau de multiplis perforé, placé à la base des ressorts. Dans la partie supérieure du cadre de lit, un revêtement supplémentaire en tissu technique perforé permet une meilleure aération de la structure à ressorts. Tête de lit en multiplis, rembourrée de mousse de polyuréthane à densité différenciée haute résilience. Cadre et tête de lit recouverts de fibre thermoliée et collée à de la toile de coton blanc qui apporte de la souplesse et du moelleux aux rembourrages en les isolant du tissu, assurant ainsi une bonne hygiène. La confection de la tête de lit se démarque par un matelassage réalisé avec une broderie linéaire dont le motif longitudinal assemble la fibre thermoliée de forte épaisseur et la toile de coton blanc au tissu.

Le revêtement est disponible entièrement en tissu ou en cuir ou avec le cadre de lit en cuir et la tête de lit en tissu. Lorsque le cadre de lit est recouvert de cuir, la confection est toujours réalisée à l'aide de bandes, travaillées selon la technique maroquinier, et se démarque par des coutures soignées finies à la main.

Déhoussage : revêtement entièrement déhoussable en tissu comme en cuir. Pour faciliter le retrait des housses, retirer la tête du cadre de lit en agissant sur les poignées situées sur le fond.

Bases : porteurs en aluminium extrudé peint brillant anti-traces de doigt couleur Black Coffee.

Patins glisseurs en polyéthylène, antitache sans huile.

N.B. : compte tenu de la structure du lit, il n'est pas possible d'insérer le sommier et de régler la hauteur du matelas.

NOTES SUR LA CONFECTION DE LA HOUSSE

A) Revêtement tout en tissu. Revêtement tout en cuir.

B) Revêtement du le cadre de lit en cuir Aspen, tête de lit en tissu.

Tissus non disponibles pour ce produit: Check, Condé Large / Small, Kabuki, Kita Big / Small, Kita Chevron, Kolly, Leopold, Mosaic, Pamm Large / Small, Tibet Pixel, Tibet Square, Tokyo, Twill Large / Small, Zebra.

REMARQUES CONCERNANT LA CONFECTION EN CUIR/ALCANTARA/VELOURS

Les housses en cuir, Alcantara ou velours arborent des coutures verticales supplémentaires sur la tête de lit qui interrompent la broderie linéaire marquant le matelassage.

THE BOXSPRING TECHNOLOGY SOMMIER

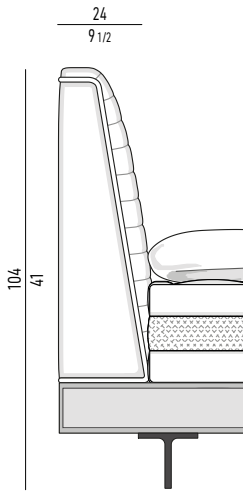
La base del letto è costituita da un moderno sommier caratterizzato dalla presenza di molle insacchettate che, insieme al materasso "Comfort H20/25", favorisce un'elevata qualità del riposo notturno.

The base of the bed includes the modern base with pocket springs that, along with the "Comfort H20/25" mattress, promises an extremely restful night's sleep.

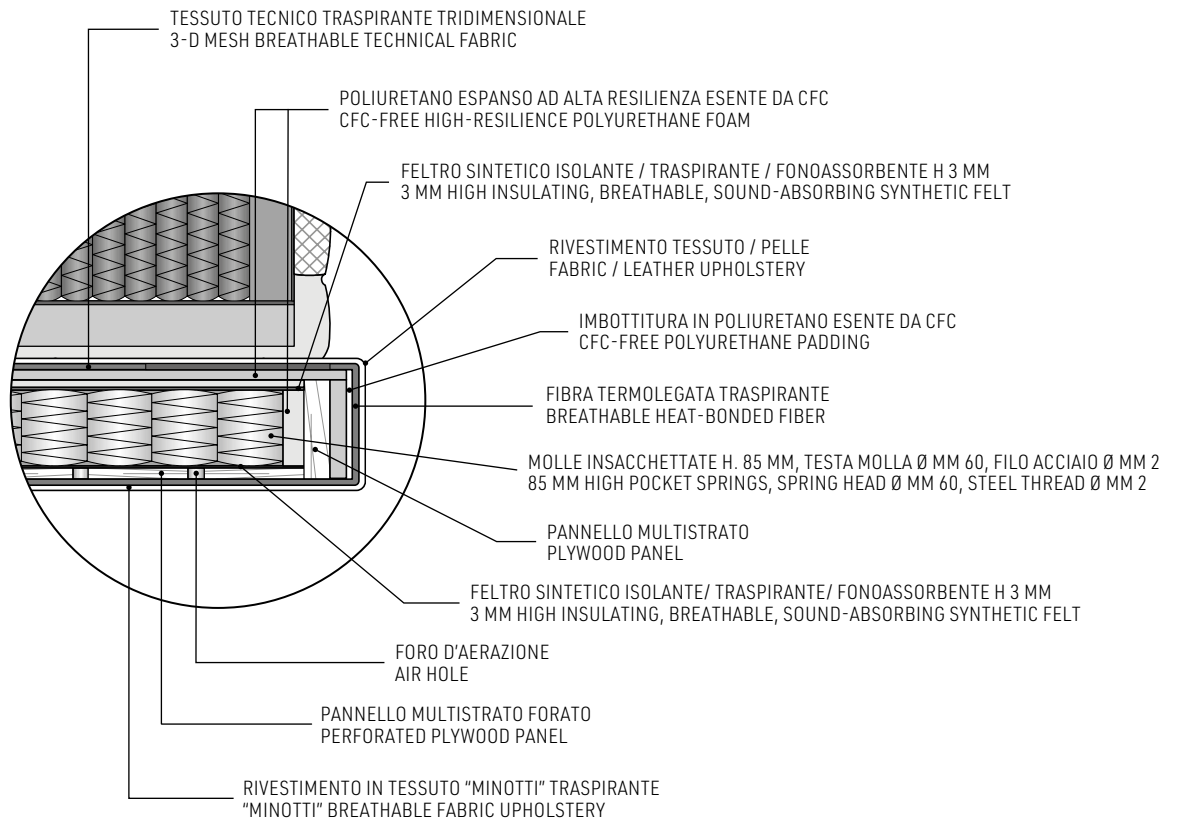
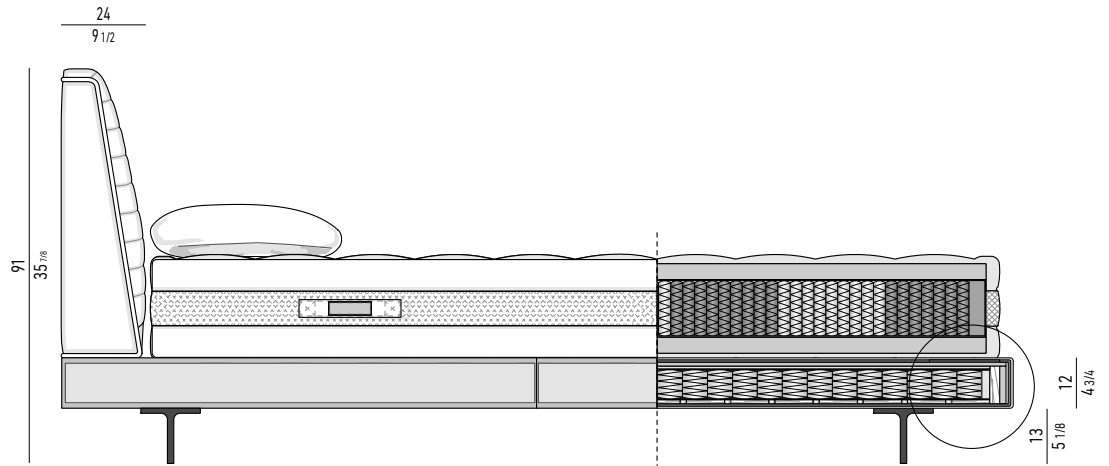
Das Bettgestell besteht aus einem modernen Polsterbett mit Taschenfedern, das gemeinsam mit der Matratze "Comfort H20/25" eine optimale Qualität des Nachtschlafs garantiert.

La base du lit est constituée d'un moderne sommier caractérisé par la présence de ressorts ensachés qui, alliés au matelas "Comfort H20/25", favorisent un sommeil de bonne qualité.

ROGER BED HIGH

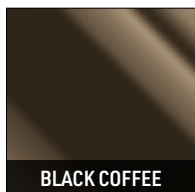


ROGER BED



BASI | BASES

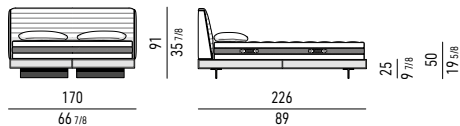
ALLUMINIO LUCIDO
POLISHED ALUMINIUM



ROGER BED

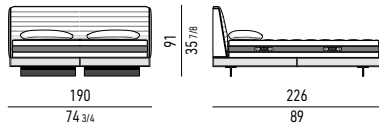
SOMMIER DIVISO | TWO-PIECES SOMMIER

LETTO CM 170X226
BED CM 170X226



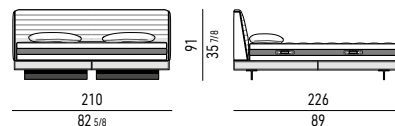
MATERASSO | MATTRESS:
CM 160X200 - 63 X 78 3/4

LETTO CM 190X226
BED CM 190X226



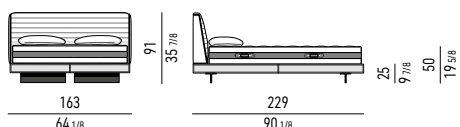
MATERASSO | MATTRESS:
CM 180X200 - 70 7/8 X 78 3/4

LETTO CM 210X226
BED CM 210X226



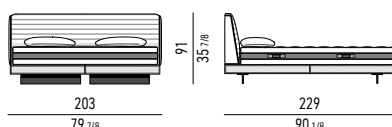
MATERASSO | MATTRESS:
CM 200X200 - 78 3/4 X 78 3/4

LETTO QUEEN SIZE CM 163X229
BED QUEEN SIZE CM 163X229



MATERASSO | MATTRESS:
CM 153X203 - 60 1/4 X 79 7/8

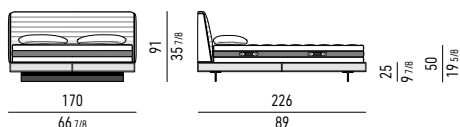
LETTO KING SIZE CM 203X229
BED KING SIZE CM 203X229



MATERASSO | MATTRESS:
CM 193X203 - 76 X 79 7/8

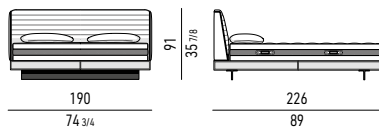
SOMMIER INTERO | ONE-PIECE SOMMIER

LETTO CM 170X226
BED CM 170X226



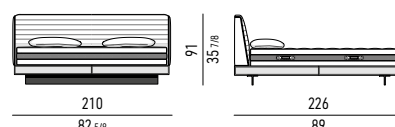
MATERASSO | MATTRESS:
CM 160X200 - 63 X 78 3/4

LETTO CM 190X226
BED CM 190X226



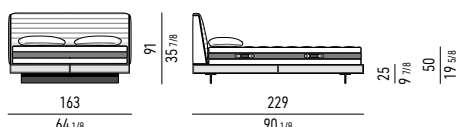
MATERASSO | MATTRESS:
CM 180X200 - 70 7/8 X 78 3/4

LETTO CM 210X226
BED CM 210X226



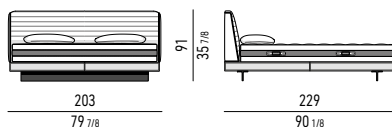
MATERASSO | MATTRESS:
CM 200X200 - 78 3/4 X 78 3/4

LETTO QUEEN SIZE CM 163X229
BED QUEEN SIZE CM 163X229



MATERASSO | MATTRESS:
CM 153X203 - 60 1/4 X 79 7/8

LETTO KING SIZE CM 203X229
BED KING SIZE CM 203X229


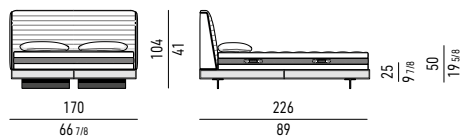


MATERASSO | MATTRESS:
CM 193X203 - 76 X 79 7/8

ROGER BED HIGH

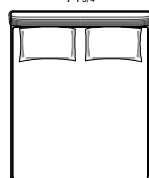
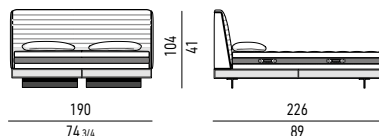
SOMMIER DIVISO | TWO-PIECES SOMMIER

LETTO CM 170X226
BED CM 170X226



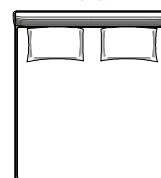
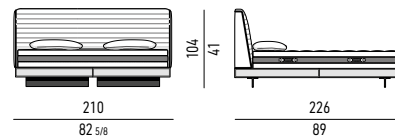
MATERASSO | MATTRESS:
CM 160X200 - 63 X 78 3/4

LETTO CM 190X226
BED CM 190X226



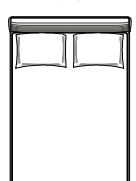
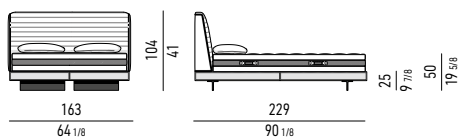
MATERASSO | MATTRESS:
CM 180X200 - 70 7/8 X 78 3/4

LETTO CM 210X226
BED CM 210X226



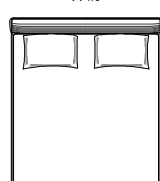
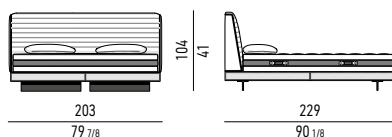
MATERASSO | MATTRESS:
CM 200X200 - 78 3/4 X 78 3/4

LETTO QUEEN SIZE CM 163X229
BED QUEEN SIZE CM 163X229



MATERASSO | MATTRESS:
CM 153X203 - 60 1/4 X 79 7/8

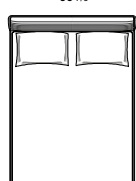
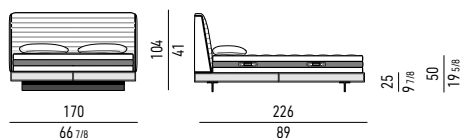
LETTO KING SIZE CM 203X229
BED KING SIZE CM 203X229



MATERASSO | MATTRESS:
CM 193X203 - 76 X 79 7/8

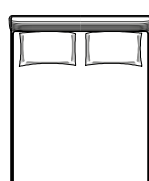
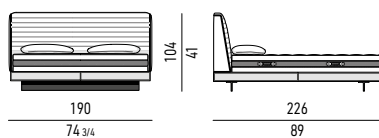
SOMMIER INTERO | ONE-PIECE SOMMIER

LETTO CM 170X226
BED CM 170X226



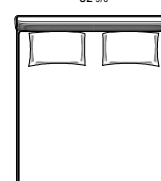
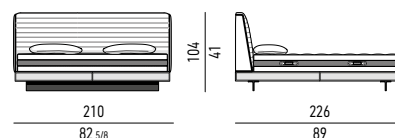
MATERASSO | MATTRESS:
CM 160X200 - 63 X 78 3/4

LETTO CM 190X226
BED CM 190X226



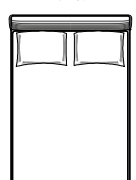
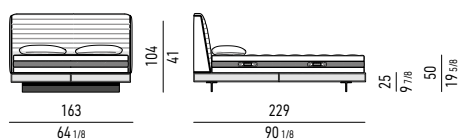
MATERASSO | MATTRESS:
CM 180X200 - 70 7/8 X 78 3/4

LETTO CM 210X226
BED CM 210X226



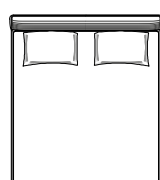
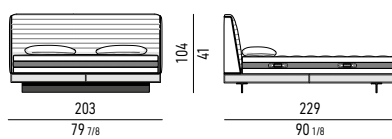
MATERASSO | MATTRESS:
CM 200X200 - 78 3/4 X 78 3/4

LETTO QUEEN SIZE CM 163X229
BED QUEEN SIZE CM 163X229



MATERASSO | MATTRESS:
CM 153X203 - 60 1/4 X 79 7/8

LETTO KING SIZE CM 203X229
BED KING SIZE CM 203X229

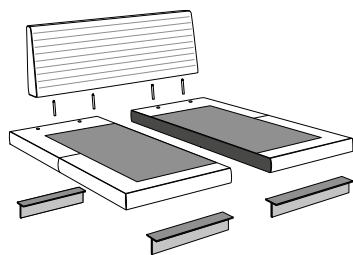


MATERASSO | MATTRESS:
CM 193X203 - 76 X 79 7/8

Minotti

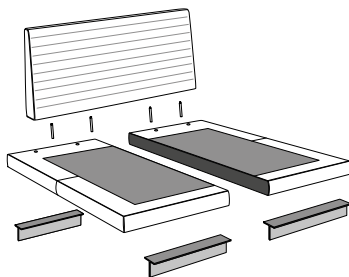
SOMMIER

SOMMIER DIVISO | TWO-PIECES SOMMIER



ROGER BED

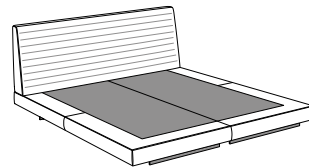
Versione con sommier diviso in due elementi, al fine di facilitare la consegna. I due elementi si congiungono tra loro a mezzo di un'apposita cremagliera. La testata viene agganciata attraverso un sistema di innesto e sgancio rapido. I due elementi sommier vengono consegnati già rivestiti.



ROGER BED HIGH

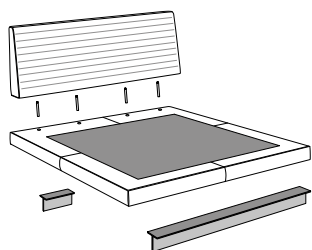
To facilitate delivery, a version with the sommier in two pieces is available. The two-pieces are joined by means of a special connecting device. The headboard is fastened through a quick set and release coupling system. The two sommier pieces are delivered with upholstery already in place.

Variante mit dem Sommier in zwei Teile zerlegt ist, um die Lieferung zu vereinfachen. Die beiden Elemente werden über ein spezifisches, zahnradähnliches Scharnier miteinander verbunden. Das Kopfteil wird mit einem schnellen Stecksystem am Gestell angebracht. Beide Sommier-Teile werden bereits bezogen geliefert.



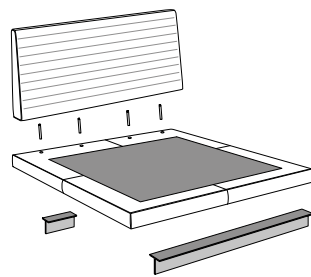
Version avec sommier divisé en deux parties afin de faciliter la livraison. Les deux parties s'encastrent à l'aide d'un système de fixation à crémaillère. La tête de lit se fixe à l'aide d'un mécanisme d'enclenchement et déclenchement rapide. Les deux parties du sommier sont livrées avec leur revêtement.

SOMMIER INTERO | ONE-PIECE SOMMIER



ROGER BED

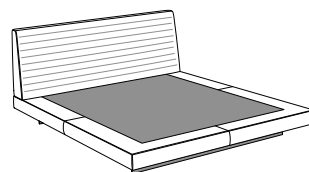
La testata viene agganciata attraverso un sistema di innesto e sgancio rapido.



ROGER BED HIGH

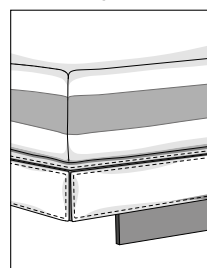
The headboard is fastened through a quick set and release coupling system.

Das Kopfteil wird mit einem schnellen Stecksystem am Gestell angebracht.

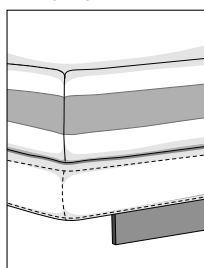


La tête de lit se fixe à l'aide d'un mécanisme d'enclenchement et déclenchement rapide.

BASE IN PELLE LEATHER BASE



BASE IN TESSUTO FABRIC BASE





COMODINO

Finiture disponibili:

- struttura esterna in MDF laccato lucido nei colori Ghiaccio, Cappuccino e Moka, accoppiata ad una struttura interna in alluminio satinato, verniciato color Brandy;
- struttura esterna in MDF impiallacciato palissandro Santos* tinto Dark Brown, laccato poliestere opaco, accoppiata ad una struttura interna in alluminio satinato, verniciato color Brandy.
- struttura esterna in MDF impiallacciato frassino rigato laccato a poro aperto Nero, accoppiata ad una struttura interna in alluminio satinato e verniciato color Brandy.

Base: verniciata lucido anti-touch color Black Coffee, composta da lame realizzate con trafilati di alluminio collegate alla cornice perimetrale attraverso una lavorazione eseguita su macchina a controllo numerico. Scivolanti in polietilene antimacchia oil free.

* il palissandro Santos deriva da foreste correttamente gestite.

NIGHTSTAND

Available finishes:

- external structure in MDF with glossy lacquer finish in Ice, Cappuccino and Moka colour, laminated to an internal structure in varnished satin-finish Brandy colour aluminium;
- external structure in MDF with palissandro Santos* veneer, stained Dark Brown, matt polyester lacquer finish, laminated to an internal aluminium structure with varnished Brandy colour aluminium.
- external structure in MDF with striped open-pore Black lacquered ash veneer, laminated to an internal aluminium structure with varnished Brandy colour satin finish.

Base: blades made of drawn aluminium, varnished polished anti-fingerprint Black Coffee colour, attached to the perimeter frame using a CNC machine process. Oil-free, non-staining polyethylene glides.

* palissandro Santos comes from properly managed forests.

NACHTTISCH

Verfügbare Ausführungen:

- Außenseite aus MDF, glänzend lackiert in den Farben Eis, Cappuccino und Mokka, kombiniert mit einer internen Struktur aus satiniertem Aluminium, lackiert in der Farbe Brandy;
- Außenseite aus MDF, furniert mit Palissander Santos* in Dark Brown mit matter Polyesterlackierung, kombiniert mit einer internen Struktur aus satiniertem Aluminium, lackiert in der Farbe Brandy.
- Außenseite aus MDF, furniert mit gestreiftem offenporig lackiertem Eschenholz in der Farbe Schwarz, kombiniert mit einer internen Struktur aus satiniertem Aluminium, lackiert in der Farbe Brandy.

Basis: Kufenfuß aus stranggepresstem Aluminium, mit glänzender Anti Touch-Lackierung in der Farbe Black Coffee, verbunden mit dem Rahmen durch Verwendung von einem CNC-Maschinenprozess. Gleiter aus Polyethylen mit ölfreier Fleckenschutzbehandlung.

* Santos Palissander stammt aus korrekt bewirtschafteten Wäldern.

TABLE DE CHEVET

Finitions disponibles :

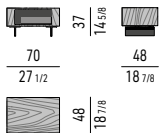
- structure externe en MDF laqué brillant couleur Glace, Cappuccino ou Moka, contrecollée sur une structure interne en aluminium satiné, peint couleur Brandy ;
- structure externe en MDF plaqué palissandre de Santos* teinté Dark Brown, laqué polyester mat, contrecollée sur une structure interne en aluminium satiné, peint couleur Brandy.
- structure externe en MDF plaqué frêne strié laqué Noir à pores ouverts, contrecollée sur une structure interne en aluminium satiné et laqué couleur Brandy.

Base : laquée brillant anti-traces couleur Black Coffee, composée de lames réalisées avec une matrice en aluminium reliées au cadre périmétrale à travers un processus effectué sur une machine à commande numérique. Patins glisseurs en polyéthylène antitache oil free.

* le palissandre de Santos provient de forêts bien gérées.

VERSIONE PALISSANDRO SANTOS PALISSANDER SANTOS VERSION

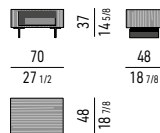
COMODINO CM 70X48
NIGHTSTAND CM 70X48



SPAZIO UTILE | STORAGE SPACE:
CM 47X32 H18

VERSIONE FRASSINO ASH VERSION

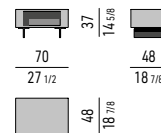
COMODINO CM 70X48
NIGHTSTAND CM 70X48



SPAZIO UTILE | STORAGE SPACE:
CM 47X32 H18

VERSIONE LACCATO LACQUERED VERSION

COMODINO CM 70X48
NIGHTSTAND CM 70X48




SPAZIO UTILE | STORAGE SPACE:
CM 47X32 H18

ELEMENTI CASE | CASE ELEMENTS


BASE BASE

ALLUMINIO LUCIDO POLISHED ALUMINIUM




STRUTTURA ESTERNA EXTERNAL STRUCTURE


LACCATO LUCIDO GLOSSY LACQUERED



PALISSANDRO SANTOS PALISSANDER SANTOS




FRASSINO ASH



STRUTTURA INTERNA INTERNAL STRUCTURE

ALLUMINIO SATINATO SATIN ALUMINIUM



MATERASSO | MATTRESS COMFORT H20/25

Materasso ortopedico H 20/25 cm, con sette zone di portanza differenziata. Il materasso è costituito da molle "Supermicro" (per materasso H25 cm) o "Micropocket" (per materasso H20 cm) insacchettate, ricoperte in superficie da uno strato di poliuretano espanso ad alta resilienza a quote differenziate (Memory Foam). La tasca di contenimento della molla in tessuto anallergico, chiusa con ultrasuoni, rende il molleggio del materasso particolarmente confortevole. Il materasso è rivestito in tessuto jacquard "Minotti", color crema, antiacaro e antibatterico. Rivestimento completamente sfoderabile mediante cerniera. Non lavare in acqua, si consiglia il lavaggio a secco tramite tintoria specializzata.

Orthopedic mattress, H20/25 cm with seven different weight-bearing zones. The mattress is comprised of "Supermicro" (for H25 cm mattress) or "Micropocket" (for H20 cm mattress) pocket springs, covered by a surface layer of high resilience variable-density polyurethane (Memory Foam). Pockets containing the springs are made from hypoallergenic fabric, sealed by ultrasound, providing especially comfortable suspension. The mattress is covered in cream colour "Minotti" jacquard fabric that is mite-proof and antibacterial. Mattress cover has zipper closure and is completely removable and washable. Do not wash with water; professional dry cleaning by a specialist is recommended.

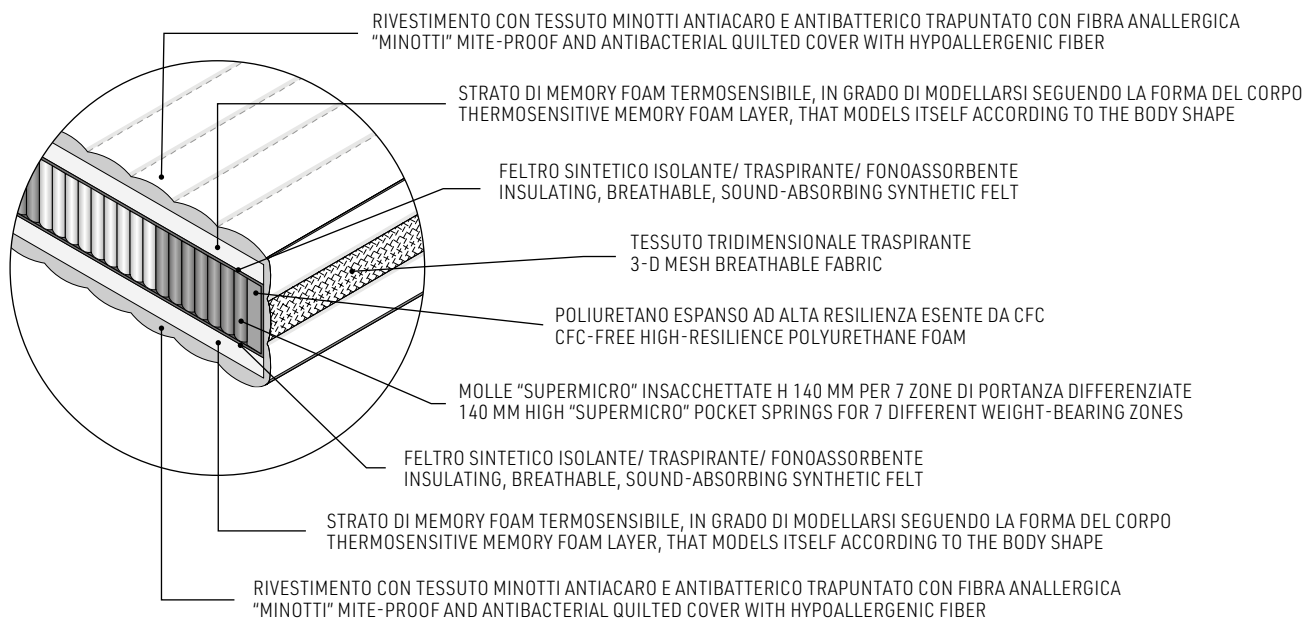
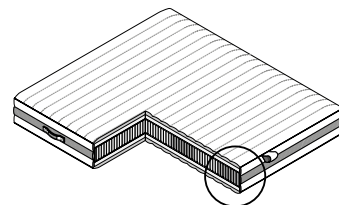

Orthopädische Matratze, Höhe 20/25 cm, mit sieben verschiedenen Belastungszonen. Die Matratze besteht aus einem "Supermicro" (für Matratze H25 cm) oder "Micropocket" (für Matratze H20 cm) Taschenfederkern, mit einem Belag aus verschiedenem hohem, hochelastischem Polyurethanschaum (Memory Foam). Die Federtaschen sind aus antiallergischem Stoff, geschlossen im Ultraschall-Schweißverfahren, was die Matratze besonders bequem macht. Die Matratze ist mit dem cremefarbenen Jacquard-Stoff "Minotti" bezogen, gegen Milben und antibakterielle behandelt. Der Bezug mit Reißverschluss ist voll abzieh- und waschbar. Nicht mit Wasser waschen, es wird eine chemische Reinigung durch ein spezialisiertes Reinigungsunternehmen empfohlen.

Matelas orthopédique H 20/25 cm, à sept zones de portance différenciée. Le matelas est constitué de ressorts ensachés "Supermicro" (pour matelas H25 cm) ou "Micropocket" (pour matelas H20 cm) recouverts d'une couche de polyuréthane expansé à haute résilience et à hauteurs différentes à mémoire de forme (Memory Foam). Le sachet contenant le ressort, en tissu anallergique et soudé aux ultrasons, rend la suspension du matelas particulièrement confortable. Le matelas est recouvert d'un tissu jacquard "Minotti", couleur crème, traité anti-acariens et anti-bactérien. Revêtement muni de fermeture à glissière, entièrement déhoussable et lavable. Ne pas laver à l'eau, il est recommandé de faire nettoyer à sec par un spécialiste.



DIMENSIONI MATERASSO MATTRESS DIMENSIONS

160x200 cm / 63x78³/₄"
 180x200 cm / 70³/₈x78³/₄"
 200x200 cm / 78³/₄x78³/₄"
 153x203 cm / 60¹/₄x79⁷/₈"
 193x203 cm / 76x79⁷/₈"



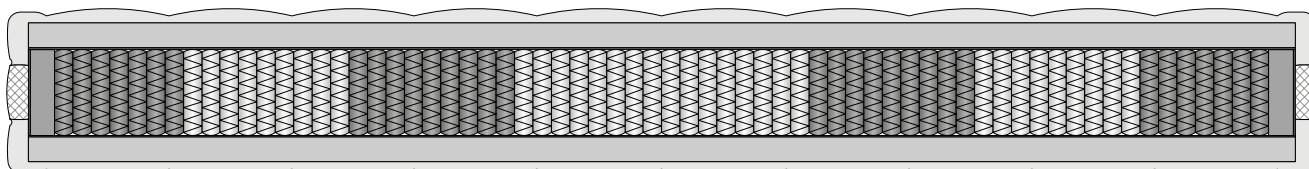
Minore portanza
Lower weight-bearing capacity



Maggiore portanza
Higher weight-bearing capacity



7 zone di portanza differenziate
7 different weight-bearing zones



Minotti



MOLLEGGIO MICROPOCKET A 7 ZONE / MICROPOCKET 7-AREA SPRINGS

Morbidezza straordinaria con la molla che si comprime con un dito.

Extraordinary softness of the spring which compresses with the push of a finger.

MATERASSO H20 / MATTRESS H20

N. ZONE DIFFERENZIATE / NO. OF DIFFERENTIATED AREAS

ALTEZZA MOLLA / HEIGHT OF SPRINGS

DIAMETRO TESTA MOLLA / SPRING HEAD DIAMETER

DIAMETRO FILO ACCIAIO / STEEL THREAD DIAMETER

CATEGORIA MOLLE / SPRING CATEGORY

QUANTITÀ / QUANTITY

7

120 mm

40 mm

1,3 - 1,4 mm

1600

600/MQ

MATERASSO H25 / MATTRESS H25

N. ZONE DIFFERENZIATE / NO. OF DIFFERENTIATED AREAS

ALTEZZA MOLLA / HEIGHT OF SPRINGS

DIAMETRO TESTA MOLLA / SPRING HEAD DIAMETER

DIAMETRO FILO ACCIAIO / STEEL THREAD DIAMETER

CATEGORIA MOLLE / SPRING CATEGORY

QUANTITÀ / QUANTITY

7

140 mm

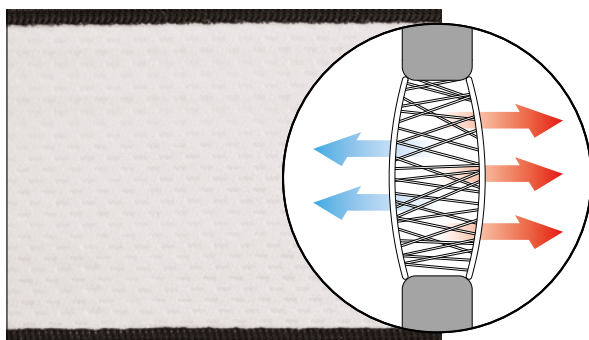
22-28 mm

0,9 - 1,0 mm

3000

1100/MQ

TESSUTO TRIDIMENSIONALE TRASPIRANTE 3-D MESH BREATHABLE FABRIC



Tessuto tridimensionale composto da tre strati che generano un'intercapedine interna dove circola liberamente l'aria.

Una fascia traspirante continua sul bordo del materasso e permette di mantenerlo fresco e asciutto, grazie al flusso continuo d'aria che ne favorisce il riciccolo.

Three-dimensional material, consisting of three layers which create an internal three-dimensional gap where air can circulate freely.

A transpiring hem runs along the edge of the mattress enabling it to stay fresher and drier, since the continuous airflow helps it recycle.

MATERASSINO | TOPPER COMFORT H5

Materassino imbottito in Dacron 900g/mq, fibra anallergica elastica con basso coefficiente di trasmissione di calore, H cm 5, con elastici agli angoli. Posizionato tra il materasso e il lenzuolo, il topper dona una particolare sensazione di morbidezza e confort.

E' rivestito in tessuto jacquard "Minotti", color crema, antiacaro e antibatterico. Rivestimento completamente sfoderabile mediante cerniera. Non lavare in acqua, si consiglia il lavaggio a secco tramite tintoria specializzata.

Padded mattress topper in Dacron 900g/sq m, H cm 5 made of elastic, non-allergic fibres with low heat transmission, with elastic straps on the corners. Placed between the mattress and the sheet, the topper lends added sensation of softness and comfort. Covered in cream color "Minotti" jacquard fabric that is mite-proof and antibacterial. Topper cover has zipper closure and is completely removable. Do not wash with water; professional dry cleaning by a specialist is recommended.

Matratzenauflage mit Dacron-Füllung 900g/m, aus elastischen antiallergischen Fasern mit geringer Wärmeübertragung, Höhe 5 cm, mit Spanngummis. Die Auflage, zwischen Matratze und Laken, vermittelt ein besonderes Gefühl von Weichheit und Komfort. Mit dem cremefarbenen Jacquard-Stoff "Minotti" bezogen, antibakterielle und gegen Milben behandelt. Bezug mit Reißverschluss vollkommen abziehbar. Nicht mit Wasser waschen, es wird eine chemische Reinigung durch ein spezialisiertes Reinigungsunternehmen empfohlen.

Petit matelas rembourré en Dacron 900g/m², en fibres élastique anallergique, avec faible transmission de la chaleur, H cm 5, avec d'élastiques aux angles. Cette couche de confort, située entre le matelas et le drap, donne une sensation particulière de souplesse et de confort. Elle est recouverte de tissu jacquard "Minotti", couleur crème, traité anti-acariens et antibactérien. Revêtement entièrement déhoussable par fermeture à glissière. Ne pas laver à l'eau, il est recommandé de faire nettoyer à sec par un spécialiste.

DIMENSIONI MATERASSINO TOPPER DIMENSIONS

160x200 cm / 63x78³/₄"

180x200 cm / 70¹/₈x78³/₄"

200x200 cm / 78³/₄x78³/₄"

153x203 cm / 60¹/₄x79⁷/₈"

193x203 cm / 76x79⁷/₈"

