

Tappeto composto 100% da Lyocell (fibra prodotta dalla cellulosa) realizzato artigianalmente con metodo Tufting manuale.

Il manto superficiale con spessore 16 mm è composto da Lyocell cimato, che crea riflessi lucidi e cangianti. Il supporto è composto da poliestere, mentre il sottofondo è trattato con lattice naturale prevulcanizzato anallergico.

Peso complessivo 5 kg/m².

Il tappeto può essere realizzato su misura (multipli di 50 cm). Misura massima realizzabile: 800x500 cm. Tappeto disponibile nella variante Cenero, composta dai colori Nero 1536 e Perla.

N.B.: la misura complessiva del tappeto potrebbe variare di circa 3 cm data la lavorazione manuale ed artigianale, anche in caso di tappeto realizzato su misura.

TAPPETO SU MISURA

Per la realizzazione di tappeti su misura, si richiede che venga fornito un disegno in formato DWG, comprensivo di misure dettagliate. Il file verrà controllato dall'Ufficio Tecnico che si riserva di approvare o richiedere modifiche al disegno prima di procedere alla produzione del tappeto.

Rug made from 100% Lyocell (a cellulose fibre), hand-crafted according to the manual tufting method.

The surface, 16 mm in thickness, made of shorn Lyocell, produces bright, iridescent reflections. The upper layer is made of polyester; whereas the lower layer is treated with natural, prevulcanized, antiallergic latex.

Overall weight: 5 kg/m².

The rug can be made to measure (multiples of 50 cm). Largest size possible: 800x500 cm. Rug available in new Ash version, made up of Black 1536 and Pearl.

N.B.: because it is handcrafted, the overall size of the rug can vary by approximately 3 cm, even on custom-sized rugs.

CUSTOM RUG

For custom rugs, the client is asked to provide a design of the rug in DWG format, including detailed dimensions. The file will be reviewed by the Technical Office, which reserves the right to approve or ask that modifications be made to the rug design before entering the production phase.

Teppich aus 100 % Lyocell (eine aus Zellulose bestehende Faser), handwerklich mit der manuellen Tufting-Methode hergestellt.

Der 16 mm hohe Oberflächenflor besteht aus gestutzter Lyocell und bildet glänzende und schillernde Reflexe. Die Unterlage besteht aus Polyester, während der Untergrund mit antiallergischem, vorvulkanisiertem Naturlatex behandelt ist.

Gesamtgewicht 5 kg/m².

Der Teppich kann nach Maß gefertigt werden (Vielfache von 50 cm). Maximale Größe: 800x500 cm.

Teppich erhältlich in der Variante Aschgrau, bestehend aus den Farben Schwarz 1536 und Perlgrau.

N.B.: Die Maße des Teppichs insgesamt können um etwa 3 cm variieren, da sie, auch nach Maß handwerklich hergestellt und handgearbeitet sind.

TEPPICH NACH MASS

Für die Herstellung eines Teppichs nach Maß ist eine Zeichnung im DWG Format erforderlich, mit detaillierten Maßen. Die Datei wird von unserer technischen Abteilung kontrolliert, die es sich vorbehält, die Zeichnung anzunehmen oder Abänderungen anzufordern, bevor mit der Herstellung des Teppichs begonnen wird.

Tapis 100% Lyocell (fibre produite par la cellulose) réalisé artisanalement avec la technique du touffage manuel.

Le revêtement superficiel de 16 mm d'épaisseur est composé de Lyocell tondu pour créer des reflets brillants et changeants. Le support est réalisé en polyester tandis que le fond est traité avec du latex naturel prevulcanisé anallergique.

Poids total 5 kg/m².

Possibilité de réaliser le tapis sur mesure (dimensions multiples de 50 cm). Taille maximale réalisable: 800x500 cm.

Tapis disponible dans la variante Cendre, composée des couleurs suivantes: Noir 1536 et Perle.

N.B.: la fabrication étant manuelle et artisanale, les dimensions totales du tapis peuvent varier d'environ 3 cm, même dans le cas de tapis fabriqués sur mesure.

TAPIS SUR MESURE

Pour la réalisation de tapis sur mesure, prière de fournir un dessin au format DWG, comprenant les dimensions détaillées.

Le fichier sera vérifié par le Bureau technique qui se réserve le droit d'approuver ou de demander des modifications du dessin avant de procéder à la fabrication du tapis.


TAPPETO CM 600X300 - 236 1/4X118 1/8
RUG CM 600X300 - 236 1/4X118 1/8



COD. CIR6X3CA



COD. CIR6X3CB



COD. CIR6X3CC




COD. CIR6X3CD



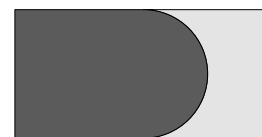
COD. CIR6X3CE




COD. CIR6X3CF




COD. CIR6X3CG



COD. CIR6X3CH



COD. CIR6X3CI



COD. CIR6X3CL



CENERO | ASH

Minotti

TAPPETO CM 500X250 - 196 ⁷/₈X98 ¹/₂
RUG CM 500X250 - 196 ⁷/₈X98 ¹/₂



COD. CIR5X25CA



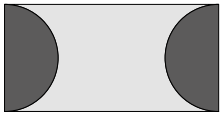
COD. CIR5X25CB



COD. CIR5X25CC



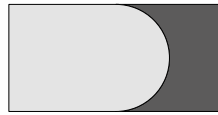
COD. CIR5X25CD



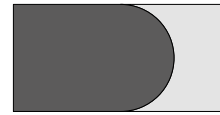
COD. CIR5X25CE




COD. CIR5X25CF



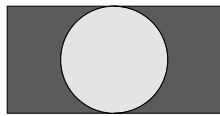
COD. CIR5X25CG



COD. CIR5X25CH

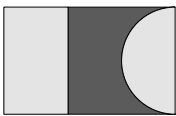


COD. CIR5X25CI

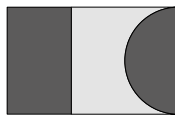


COD. CIR5X25CL


TAPPETO CM 400X250 - 157 ¹/₂X98 ¹/₂
RUG CM 400X250 - 157 ¹/₂X98 ¹/₂



COD. CIR4X25CA



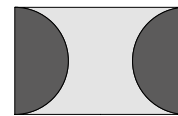
COD. CIR4X25CB



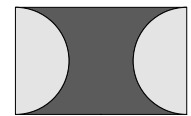
COD. CIR4X25CC



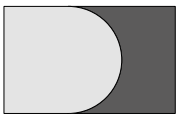
COD. CIR4X25CD



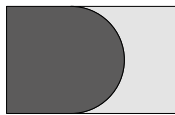
COD. CIR4X25CE




COD. CIR4X25CF



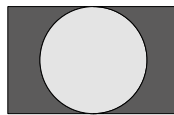
COD. CIR4X25CG



COD. CIR4X25CH



COD. CIR4X25CI




COD. CIR4X25CL

TAPPETO CM 350X250 - 137 ³/₄X98 ¹/₂
RUG CM 350X250 - 137 ³/₄X98 ¹/₂



COD. CIR35X25CA



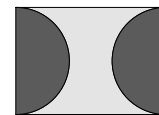
COD. CIR35X25CB



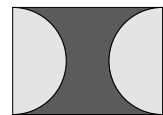
COD. CIR35X25CC



COD. CIR35X25CD



COD. CIR35X25CE




COD. CIR35X25CF



COD. CIR35X25CG



COD. CIR35X25CH



COD. CIR35X25CI



COD. CIR35X25CL