



**Contentitore:** composto da uno scatolato di MDF assemblato a 45°, spessore mm 23, fianchi interni e basamento, spessore mm 40, impiallacciato:

- frassino laccato a poro aperto color Liquirizia;
- laccato lucido color Moka.

**Piano disponibile in:**

- marmo Stone Grey, spessore mm 20, verniciato poliestere opaco;
- marmo Nero Marquina, spessore mm 20;
- marmo Calacatta, spessore mm 20;
- marmo Grigio Orobico, spessore mm 20;
- marmo Marron Damasco, spessore mm 20.

Nella versione DINING, nei 2 cassettoni centrali vi sono in ciascuno 1 cassetto interno in frassino laccato a poro aperto color liquirizia.

Il cassetto interno destro accoglie un porta posate in cuoio Nero.

Finitura esterna ed interna dei cassettoni e interna dei cassettoni sempre in frassino laccato a poro aperto color Liquirizia.

I cassettoni e i cassettoni scorrono su guide a estrazione totale con chiusura Blumotion.

Apertura cassettoni e cassettoni tramite maniglia incassata nella parte inferiore del frontale.

**Struttura:** composta da gambe in tondino, Ø mm 25, e barre rettangolari, sezione mm 50x15, di metallo verniciato lucido color Black Coffee.

Puntale regolabile verniciato lucido color peltro, scivolante protettivo in PVC.

**Container:** composed of boxed MDF with 45° assembly, 23 mm thick, internal sides and base, 40 mm thick veneered in:

- ash, open-pore Licorice colour lacquer finish;
- Moka colour glossy lacquer finish.

**Top available in:**

- Stone Grey marble, 20 mm thick, matt polyester finish;
- Nero Marquina marble, 20 mm thick;
- Calacatta marble, 20 mm thick;
- Grigio Orobico marble, 20 mm thick;
- Marron Damasco marble, 20 mm thick.

In the DINING version, the 2 large centre drawers contain each 1 internal drawers in ash, open-pore Licorice colour lacquer finish.

The right internal drawer contains a black saddle-hide cutlery tray. External and internal finish of the small drawers and internal finish of large drawers is in ash, open-pore Licorice colour lacquer finish.

The small and large drawers glide on full-extension runners with Blumotion closure.

The drawers have a built-in handle in the lower part of the front.

**Structure:** composed of legs in tubular metal, 25 mm Ø, and rectangular metal bars, 50x15 mm section, varnished polished Black Coffee colour finish. Adjustable tips varnished polished pewter colour, protective PVC glides.

**Korpus:** aus MDF-Wabenplatte mit 45° Gehrung, Stärke 23 mm, interne Seitenteile und Untergestell, Stärke 40 mm, furniert mit:

- Esche mit offenporiger Lackierung in der Farbe Lakritze,
- glänzende Lackierung in der Farbe Mokka.

**Platte erhältlich in:**

- Stone Grey Marmor, Stärke 20 mm, mit matter Polyesterlackierung;
- Nero Marquina Marmor, Stärke 20 mm;
- Calacatta Marmor, Stärke 20 mm;
- Grigio Orobico Marmor, Stärke 20 mm;
- Marron Damasco Marmor, Stärke 20 mm.

In der Version DINING befinden sich in den 2 zentralen Schubladen jeweils 1 interne Schubladen aus Esche mit offenporiger Lackierung in der Farbe Lakritze. Die rechte innere Schublade ist ausgestattet mit einem Besteckeinsatz aus schwarzem Kernleder.

Außenseite und Innenseite der Schubladen und Innenseite der Schubladenelemente ebenfalls aus Esche mit offenporiger Lackierung in der Farbe Lakritze.

Die Schubladen und die Schubladenelemente laufen auf Führungen mit Vollauszug und Blumotion-Softclose.

Die Schubladen haben eine eingelassene Griffmulde im unteren Teil der Schubladenfront.

**Gestell:** mit Beinen aus Stangen Ø 25 mm und Vierkantprofilen mit Querschnitt 50 x 15 mm aus Metall mit glänzender Lackierung in der Farbe Black Coffee.

Höhenverstellbarer Gleiter mit glänzender Lackierung in der Farbe Zinn, Schutzgleiter aus PVC.

**Bahut :** composée d'un caisson en MDF assemblé à 45°, 23 mm d'épaisseur, flancs internes et piètement, 40 mm d'épaisseur, plaquée :

- frêne laqué à pores ouverts couleur Réglisse ;
- laqué couleur Moka brillant.

**Plateau disponible en :**

- marbre Stone Grey, 20 mm d'épaisseur, verni polyester mat;
- marbre Nero Marquina, 20 mm d'épaisseur ;
- marbre Calacatta, 20 mm d'épaisseur ;
- marbre Grigio Orobico, 20 mm d'épaisseur ;
- marbre Marron Damasco, 20 mm d'épaisseur.

Dans la version DINING, les 2 grands tiroirs du milieu contiennent chacun 1 tiroir en frêne laqué à pores ouverts couleur Réglisse.

Le tiroir intérieur à droite est doté d'un range-couverts en cuir sellier Noir.

Finition extérieure et intérieure des tiroirs et intérieure des grands tiroirs toujours en frêne laqué à pores ouverts couleur Réglisse.

Les tiroirs et grands tiroirs coulissent sur des glissières à extraction complète avec fermeture Blumotion.





Ouverture des grands et petits tiroirs à travers une poignée intégrée dans la partie basse de la façade.

**Structure :** composée de pieds en métal Ø 25 mm, et de barres rectangulaires, section 50x15 mm, en métal peints couleur Black Coffee brillant.

Embout réglable peint couleur étain brillant, patins glisseurs en PVC.

**PIANO TOP**

**MARMO MARBLE**




**CONTENTITORE CONTAINER**

**FRASSINO ASH**

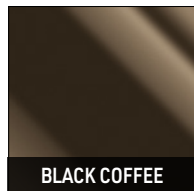


**LACCATO LUCIDO GLOSSY LACQUERED**




**STRUTTURA STRUCTURE**

**METALLO LUCIDO POLISHED METAL**



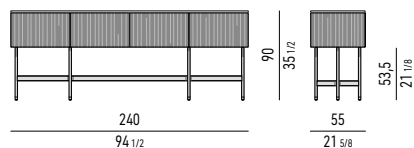
**PUNTALE TIP**

**METALLO LUCIDO POLISHED METAL**



## CONTENITORE "DINING" | "DINING" SIDEBORD

### STRUTTURA FRASSINO LIQUIRIZIA | ASH LICORICE STRUCTURE



PIANO MARMO STONE GREY  
STONE GREY MARBLE TOP



PIANO MARMO CALACATTA  
CALACATTA MARBLE TOP



PIANO MARMO NERO MARQUINA  
NERO MARQUINA MARBLE TOP

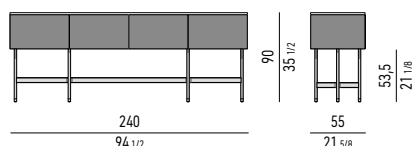


PIANO MARMO GRIGIO OROBICO  
GRIGIO OROBICO MARBLE TOP



PIANO MARMO MARRON DAMASCO  
MARRON DAMASCO MARBLE TOP

### STRUTTURA LACCATO | LACQUERED STRUCTURE



PIANO MARMO STONE GREY  
STONE GREY MARBLE TOP



PIANO MARMO CALACATTA  
CALACATTA MARBLE TOP



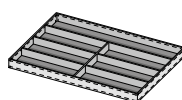
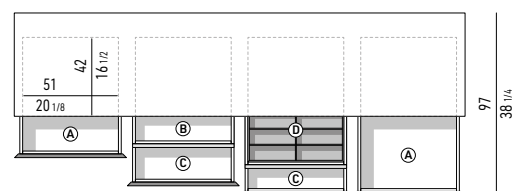
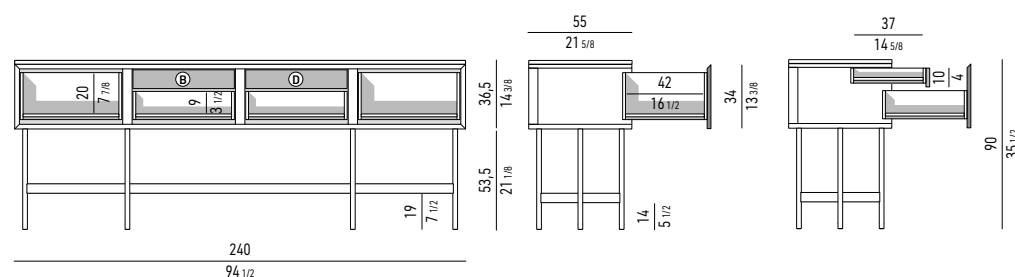
PIANO MARMO NERO MARQUINA  
NERO MARQUINA MARBLE TOP



PIANO MARMO GRIGIO OROBICO  
GRIGIO OROBICO MARBLE TOP



PIANO MARMO MARRON DAMASCO  
MARRON DAMASCO MARBLE TOP



### VASSOIO PORTAPOSATE | CUTLERY TRAY: CM 51X36 H3,5

Scomparto grande | big section: cm 49,5x8,5 H2,5  
Scomparto piccolo | small section cm: 24,5x8 H2,5

#### DOTAZIONE

Nr. 4 cassetti (A, C) che scorrono su guide a estrazione totale con chiusura Blumotion. Portata massima per cassetto Kg 30.

#### DOTAZIONE INTERNA

Nr. 2 cassetti (B, D) che scorrono su guide a estrazione totale con chiusura Blumotion. Portata massima per cassetto Kg 30.

Nr. 1 vassoio portaposate in cuoio color Nero dotato di divisori, riposto nel cassetto (D).

#### Spazio utile interno cassetti

(A): cm 51x42 H20

(B): cm 51x37 H4

(C): cm 51x42 H9

#### EQUIPMENT

Nr. 4 cassetti (A, C) that glide on fully extractable guides with Blumotion soft-close system. Maximum load per drawer is 30 Kg.

#### INTERIOR EQUIPMENT

Nr. 2 cassetti (B, D) that glide on fully extractable guides with Blumotion soft-close system. Maximum load per drawer is 30 Kg.

Nr. 1 cutlery tray in Black colour saddle-hide, with dividers, located in the (D) drawer.

#### Drawers internal dimension

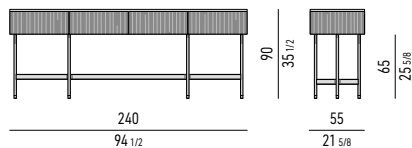
(A): cm 51x42 H20

(B): cm 51x37 H4

(C): cm 51x42 H9

## CONTENITORE "LIVING" | "LIVING" SIDEBORD

### STRUTTURA FRASSINO LIQUIRIZIA | ASH LICORICE STRUCTURE



PIANO MARMO STONE GREY  
STONE GREY MARBLE TOP



PIANO MARMO CALACATTA  
CALACATTA MARBLE TOP



PIANO MARMO NERO MARQUINA  
NERO MARQUINA MARBLE TOP

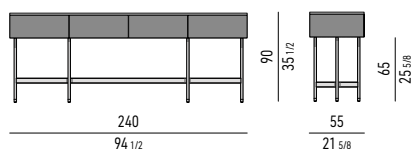


PIANO MARMO GRIGIO OROBICO  
GRIGIO OROBICO MARBLE TOP



PIANO MARMO MARRON DAMASCO  
MARRON DAMASCO MARBLE TOP

### STRUTTURA LACCATO | LACQUERED STRUCTURE



PIANO MARMO STONE GREY  
STONE GREY MARBLE TOP



PIANO MARMO CALACATTA  
CALACATTA MARBLE TOP



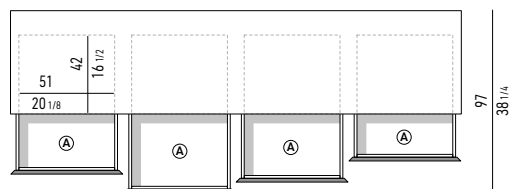
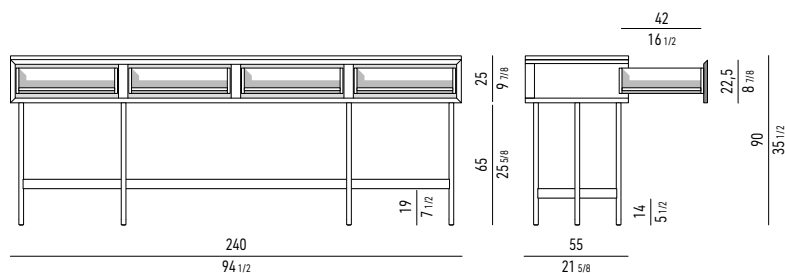
PIANO MARMO NERO MARQUINA  
NERO MARQUINA MARBLE TOP



PIANO MARMO GRIGIO OROBICO  
GRIGIO OROBICO MARBLE TOP



PIANO MARMO MARRON DAMASCO  
MARRON DAMASCO MARBLE TOP



#### DOTAZIONE

Nr. 4 cassetti (A) che scorrono su guide a estrazione totale con chiusura Blumotion. Portata massima per cassetto Kg 30.

#### Spazio utile interno cassetti

(A): cm 51x42 H9

#### EQUIPMENT

Nr. 4 drawers (A) that glide on fully extractable guides with Blumotion soft-close system. Maximum load per drawer is 30 Kg.

#### Drawers internal dimension

(A): cm 51x42 H9