



ALEXANDER

Rodolfo Dordoni design

UN SISTEMA DI SEDUTE CON DIVERSE MORFOLOGIE A SEATING SYSTEM WITH A DYNAMIC MORPHOLOGY

Ispirato a concetti razionalisti e contemporanei, Alexander è un sistema di sedute con diverse morfologie abbinabili tra loro. In una stessa composizione si possono utilizzare elementi squadrati ed elementi curvi per creare angoli raccolti e avvolgenti. Grazie ai diversi moduli combinabili tra loro si ottengono configurazioni a "L" dalla perfetta geometria o versioni lineari che possono evolvere in profili sinuosi proprio grazie agli originali elementi curvi Alexander "Drop", come la chaise-longue o gli elementi terminali con angolo arrotondato.

Inspired by rationalist and contemporary concepts, Alexander is a seating system with different forms that can be combined with each other. Squared and curved elements can be used together in the same composition to create areas with an intimate and enveloping atmosphere. The various modular elements allow for a wide range of arrangements, from L-shaped configurations characterised by the perfect geometry to linear interpretations that can evolve into sinuous profiles thanks to the original Alexander "Drop" curved elements, such as the chaise-longue or the rounded corner elements.

Alexander, inspiriert von rationalistischen, zeitgemäßen Konzepten, bietet ein Sitzprogramm mit verschiedenen Morphologien, die untereinander kombiniert werden können. In derselben Komposition können eckige und gebogene Elemente verwendet werden, um gemütliche, stimmungsvolle Zonen zu schaffen. Mit den zusammenpassenden Modulen können perfekt geometrische Kompositionen in "L"-Form gebildet werden, oder lineare Versionen, die sich in fließende Formen auflösen, dank der originellen, gebogenen Elemente Alexander "Drop", wie die Chaise-longue oder die Enelemente mit abgerundeten Ecken.

Inspiré de concepts rationalistes et contemporains, Alexander est un système de sièges de différentes formes, carrées et courbées, pouvant être combinées les unes avec les autres pour créer des îlots à l'atmosphère intime et enveloppante. Les différents éléments modulables permettent une large gamme d'arrangements: en forme de L pour une géométrie rigoureuse ou en ligne droite terminée par une courbe sinueuse grâce aux éléments incurvés Alexander "Drop", tels que la chaise-longue et les éléments d'angle arrondis.





Minotti

BRACCIOLI E SCHIENALI ARMRESTS AND BACKRESTS

I moduli possono avere schienali/braccioli alti, bassi o entrambi, contribuendo alla versatilità del sistema. Gli elementi con gli schienali/braccioli alti disegnano punti alcova, creando angoli di intimità, dove accomodarsi come in un nido di grande comfort per leggere o guardare la tv, e si congiungono a elementi con schienali/braccioli più bassi, concepiti per non ostruire la vista sullo spazio circostante.

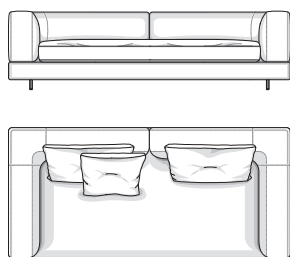
The modules can have high or low back- and armrests, or a combination of both, contributing to the versatility of the system. The pieces with higher back- and armrests design alcove points, creating corners of intimacy, where to sit as in a nest of great comfort to read or watch TV. Instead, the elements with lower back- and armrests are designed not to obstruct the view of the surrounding space.

Die Module können hohe oder niedrige Rücken- und Armlehnen haben oder beide, so dass das System extrem vielseitig wird. Die Elemente mit hoher Rücken- und Armlehnen bilden kleine, alkenartige Nischen, intime Zonen, wo man sich, wie in ein gemütliches Nest zum Lesen oder Fernsehen zurückziehen kann. Sie lassen sich mit Elementen mit niedrigerer Rücken- und Armlehnen verbinden, die den Blick auf den umgebenden Raum frei lassen.

Chaque module peut être agrémenté d'un dossier/accoudoir haut ou bas, ou une combinaison des deux, ce qui contribue à la versatilité du système. Les éléments au haut dossier/accoudoir permettent de créer des espaces intimes en alcôve où se lover comme dans un nid très confortable pour lire ou regarder la télévision. Les dossier/accoudoir bas quant à eux permettent de ne pas obstruer la vue sur l'espace environnant.

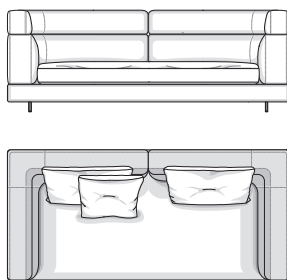
VERSIONE / VERSION "LOW", "HIGH" AND "MIX"

LOW



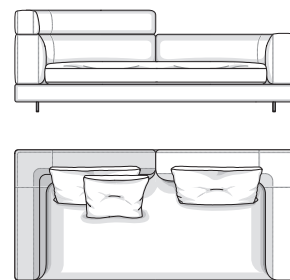
SCHIENALI/BRACCIOLI BASSI
LOW BACKRESTS/ARMRESTS

HIGH



SCHIENALI/BRACCIOLI ALTI
HIGH BACKRESTS/ARMRESTS

MIX



SCHIENALI/BRACCIOLI ALTI E BASSI
HIGH AND LOW BACKRESTS/ARMRESTS



DETTAGLI SARTORIALI SARTORIAL DETAILS

Alexander è connotato dai dettagli sartoriali dati dalle cuciture sull'angolo del divano e sullo schienale/bracciolo alto e dalla cucitura centrale posta sui cuscini schienale.

La base è costituita da barre in alluminio color Bronzo e mantiene gli elementi sollevati da terra, conferendo così leggerezza ai volumi sospesi.

Alexander is characterised by the sartorial details of the seams on the corner of the sofa and on the high back/armrest and by the central seam placed on the back cushions.

The base is made of Bronze-coloured aluminium bars and keeps the elements raised from the ground, thus conveying a sense of lightness to the suspended volumes.

Alexander zeichnet sich durch die schneiderischen Details der Nähte an der Ecke des Sofas aus, an der hohen Rücken-/Armlehne und auf der Mitte der Rückenkissen.

Die Basis besteht aus bronzefarbenen Aluminiumstangen, die die Elemente vom Boden abheben und so den Volumina schwebende Leichtigkeit verleihen.

Alexander est défini par ses détails empruntés au monde de la mode: les coutures sur le coin du canapé et sur le haut dossier/accoudoir et la couture centrale sur les coussins de dossier.

Le piètement est fait de barres en aluminium de couleur Bronze qui gardent les éléments soulevés du sol donnant une impression de légèreté aux volumes suspendus.





Rodolfo Dordoni design

Struttura: in legno massello con molleggio garantito da cinghie elastiche ad alta componente di caucciù. Preparazione della struttura sedile in poliuretano espanso a quote differenziate ad alta densità. Elementi schienale/bracciolo preparati in poliuretano espanso a quote differenziate ad alta densità.

Cuscinatura: imbottitura cuscini schienale in piuma d'oca canalizzata (certificata Assopiuma, Etichetta Oro) con inserto portante in Memory Foam. Cuscini sedile con imbottitura in piuma d'oca canalizzata (certificata Assopiuma, Etichetta Oro) e inserto centrale in poliuretano espanso a quote differenziate ad alta resilienza rivestite da un ulteriore strato di Memory Foam.

Sfoderabilità: cuscini sedile e schienale completamente sfoderabili in tutte le versioni (tessuto e pelle). Rivestimento della struttura in tessuto o pelle sfoderabile; la fodera che riveste la struttura con schienale HIGH riporta una cerniera in prossimità della cucitura posta nella parte alta dello schienale al fine di facilitarne la sfoderabilità.

Basi: portanti in estruso di alluminio verniciato lucido anti-touch color Bronzo e successiva applicazione di vernice protettiva antiurto. Scivolanti in nylon. Per facilitare la sfoderabilità, gli elementi schienale/bracciolo sono facilmente sfilabili dalle loro sedi agendo sulle apposite manopole poste nella parte sottostante i divani.

POGGIATESTA

Realizzato con una struttura interna rigida ma flessibile, può essere facilmente collocato tra schienale e cuscini per garantire il giusto supporto.

La fodera del cuscino può essere realizzata a scelta nei tessuti o pelli a campionario.

Completamente sfoderabile.

Structure: solid wood with suspension provided by high-rubber-content elastic webbing. The seat structure is coated in high resilience variable density polyurethane foam. Backrest/armrest elements coated in high resilience variable density polyurethane foam.

Cushions: backrest cushions have channeled goose down padding (Assopiuma certified, Gold Label) with core insert in Memory Foam. Seat cushions are made with channeled goose down padding (Assopiuma certified, Gold Label) and core insert of high resilience, variable density polyurethane foam wrapped in a layer of Memory Foam.

Covers: seat and backrest cushion covers are completely removable in all versions (fabric and leather). The fabric or leather covers on the structure are removable; the lining covering the HIGH backrest structure has a zipper opening located near the stitching detail on the back to facilitate the removal of the cover.

Bases: weight-bearing parts in extruded aluminum with a polished anti-fingerprint Bronze varnished colour and finished with a protective, impact-resistant top coat.

Nylon slides. To facilitate removal of the coverings, the backrest/armrest elements can easily be lifted out by releasing the levers located underneath the sofa.

HEADREST

Crafted with an inner structure that is rigid but flexible, it can easily be positioned between the backrest and the cushions to ensure just the right support. The cushion cover can be supplied in the fabrics or types of leather available in the pattern book. Removable covers.

Gestell: Massivholz mit Federung durch elastische Gurte mit hohem Kautschukinhalt.

Aufbereitung des Sitzgestells mit unterschiedlich dick geschäumtem, hochdichtem Polyurethan. Rücken-/Armlehnen mit unterschiedlich dick geschäumtem, hochdichtem Polyurethan aufbereitet.

Kissen: Polsterung des Rücken kissens aus kanalisierten Gänsedaunen (Gold Label, zertifiziert von Assopiuma) mit verstärkter Einlage aus Memory Foam.

Sitzkissen mit Polsterung aus kanalisierten Gänsedaunen (Gold Label, zertifiziert von Assopiuma) mit zentraler Einlage aus unterschiedlich dick geschäumtem, hochdichtem Polyurethan, bezogen mit einer weiteren Schicht aus Memory Foam.

Abziehbarkeit: Sitz- und Rücken kissen vollkommen abziehbar bei allen Modellen (Stoff und Leder). Bezug der Struktur aus Stoff oder Leder abziehbar; der Bezug der Struktur bei dem Modell mit der Rückenlehne HIGH besitzt einen Reißverschluss auf der Rückenlehne nahe der Naht, um das Abziehen zu erleichtern.

Basis: Tragende Strukturen aus Aluminiumstrangguss, glänzend mit Anti-Fingerprint Beschichtung, bronzefarbig lackiert und dann mit stoßfestem Schutzlack überzogen. Gleitschutz aus Nylon.

Zur Erleichterung des Abziehens, können die Seiten- und Rückenteile einfach entfernt werden mit Hilfe der dazu vorgesehenen Hebel am unteren Teil der Sofas.

KOPSTÜTZE

Die interne Struktur ist nicht zu weich, aber flexibel, und sie kann ganz einfach zwischen der Rückenlehne und den Kissen angebracht werden, um den rechten Halt zu garantieren. Der Kissenbezug kann aus den Stoffen oder dem Leder, die in der Musterkollektion zur Auswahl stehen, gefertigt werden. Bezug abziehbar.

Structure : en massif bois, suspension assurée par des sangles élastiques à haute teneur en caoutchouc. Structure d'assise en polyuréthane expansé à densité différenciée et haute densité. Éléments dossier/accoudoir préparés en polyuréthane expansé à densité différenciée et haute densité.

Coussins : rembourrage des coussins de dossier en plume d'oie canalisée (certifiée Assopiuma, Étiquette Or) avec insert porteur à mémoire de forme (Memory Foam). Coussins d'assise avec rembourrage en plume d'oie canalisée (certifiée Assopiuma, Étiquette Or) et insert central en polyuréthane expansé à densité différenciée et haute résilience, recouvert d'une couche supplémentaire de mousse à mémoire de forme.

Déhoussage : coussins d'assise et de dossier entièrement déhoussables dans toutes les versions (tissu et cuir). Revêtement de la structure en tissu ou en cuir déhoussable ; la housse qui recouvre la structure avec dossier HIGH, est dotée d'une fermeture à glissière qui est posée dans la partie haute du dossier pour faciliter le déhoussage.

Bases : portees en aluminium extrudé peinture brillante anti-trace couleur Bronze, avec application ultérieure d'un vernis protecteur anti-chocs. Patins en nylon.

Pour faciliter le déhoussage, les éléments dossier/accoudoir peuvent être facilement retirés de leur logement en tournant les poignées situées sous le canapé.


APPUI-TÊTE

Réalisé avec une structure interne rigide mais flexible, il peut être facilement placé entre le dossier et les coussins afin de garantir un bon support.

La doublure du coussin peut être réalisée au choix parmi la gamme de tissus et cuirs sur catalogue. Revêtement déhoussable.

FINITURA BASI BASES FINISH

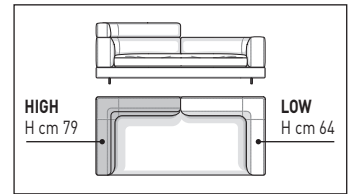
ALLUMINIO | ALUMINIUM



BRONZO
BRONZE

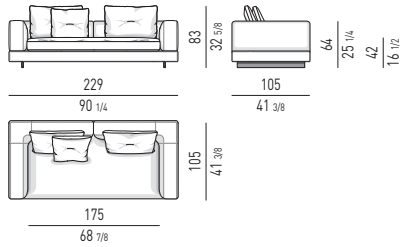
POGGIATESTA OPTIONAL OPTIONAL HEADREST



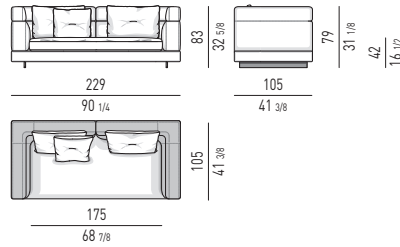


DIVANI | SOFAS

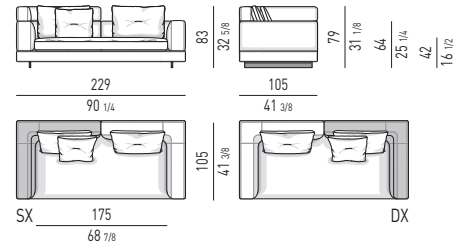
DIVANO LOW CM 229
SOFA LOW CM 229



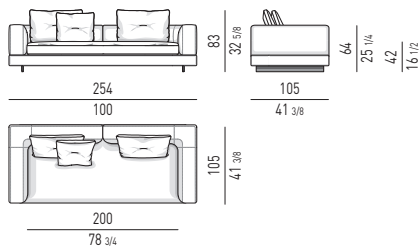
DIVANO HIGH CM 229
SOFA HIGH CM 229



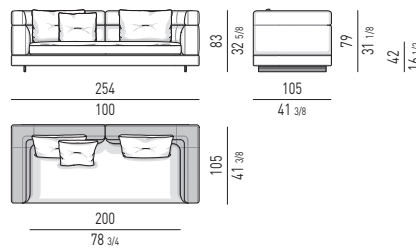
DIVANO MIX CM 229
SOFA MIX CM 229



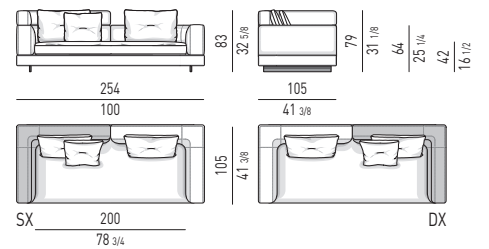
DIVANO LOW CM 254
SOFA LOW CM 254



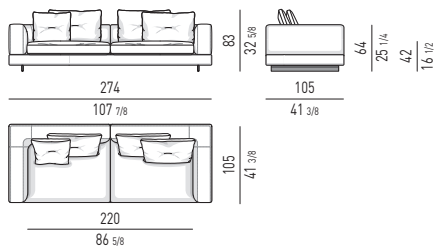
DIVANO HIGH CM 254
SOFA HIGH CM 254



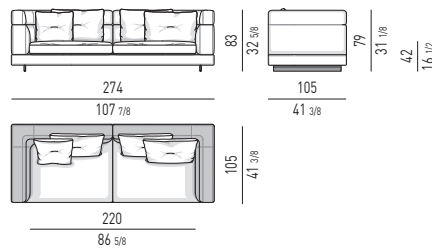
DIVANO MIX CM 254
SOFA MIX CM 254



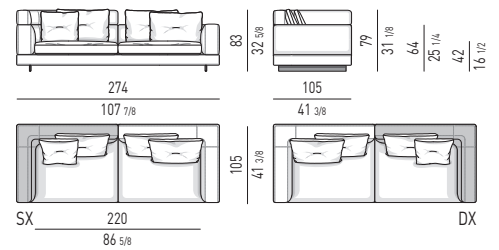
DIVANO LOW CM 274
SOFA LOW CM 274



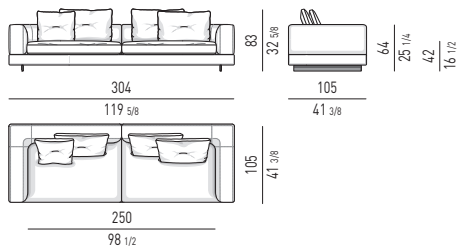
DIVANO HIGH CM 274
SOFA HIGH CM 274



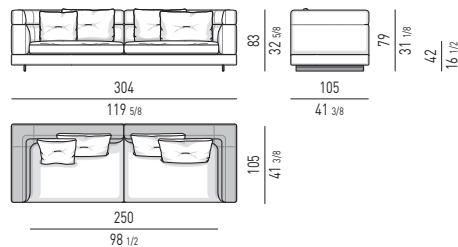
DIVANO MIX CM 274
SOFA MIX CM 274



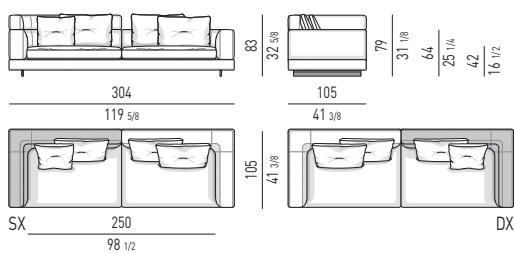
DIVANO LOW CM 304
SOFA LOW CM 304



DIVANO HIGH CM 304
SOFA HIGH CM 304



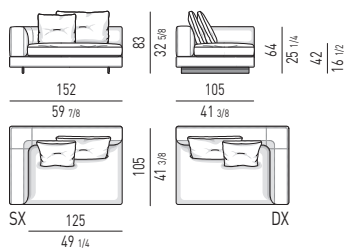
DIVANO MIX CM 304
SOFA MIX CM 304



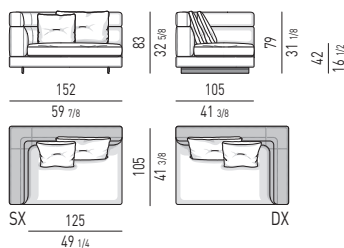
Minotti

ELEMENTI TERMINALI | ELEMENTS WITH ONE ARMREST

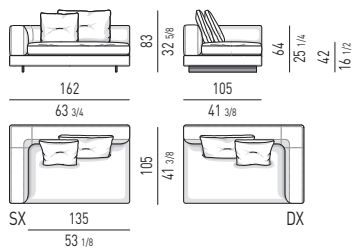
ELEMENTO TERMINALE **LOW CM 152**
ELEMENT WITH ONE ARMREST **LOW CM 152**



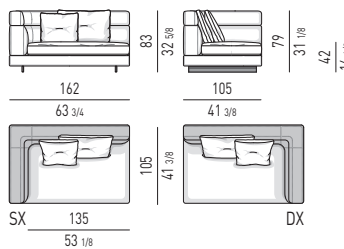
ELEMENTO TERMINALE **HIGH CM 152**
ELEMENT WITH ONE ARMREST **HIGH CM 152**



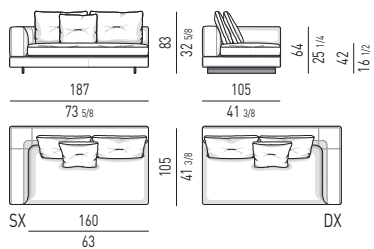
ELEMENTO TERMINALE **LOW CM 162**
ELEMENT WITH ONE ARMREST **LOW CM 162**



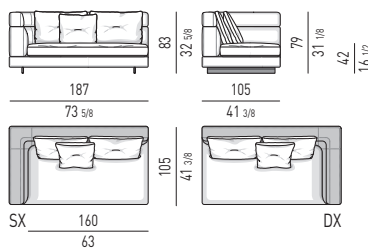
ELEMENTO TERMINALE **HIGH CM 162**
ELEMENT WITH ONE ARMREST **HIGH CM 162**



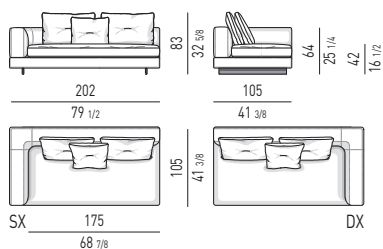
ELEMENTO TERMINALE **LOW CM 187**
ELEMENT WITH ONE ARMREST **LOW CM 187**



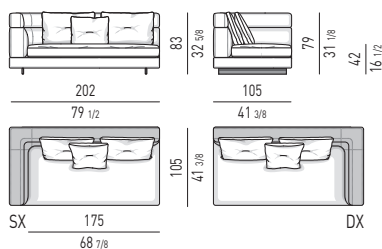
ELEMENTO TERMINALE **HIGH CM 187**
ELEMENT WITH ONE ARMREST **HIGH CM 187**



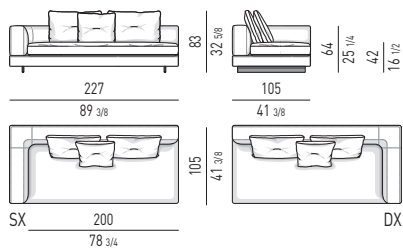
ELEMENTO TERMINALE **LOW CM 202**
ELEMENT WITH ONE ARMREST **LOW CM 202**



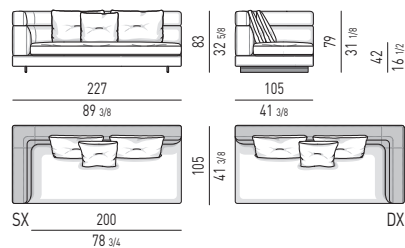
ELEMENTO TERMINALE **HIGH CM 202**
ELEMENT WITH ONE ARMREST **HIGH CM 202**



ELEMENTO TERMINALE **LOW CM 227**
ELEMENT WITH ONE ARMREST **LOW CM 227**

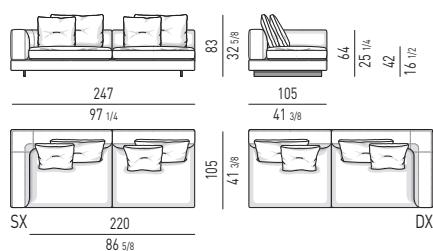


ELEMENTO TERMINALE **HIGH CM 227**
ELEMENT WITH ONE ARMREST **HIGH CM 227**

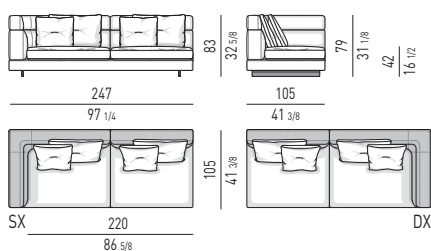


Minotti

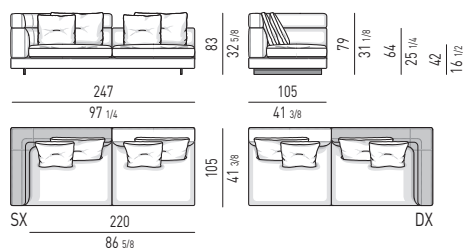
ELEMENTO TERMINALE **LOW CM 247**
ELEMENT WITH ONE ARMREST **LOW CM 247**



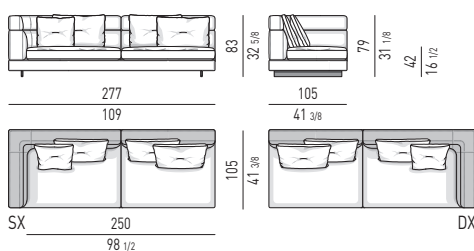
ELEMENTO TERMINALE **HIGH CM 247**
ELEMENT WITH ONE ARMREST **HIGH CM 247**



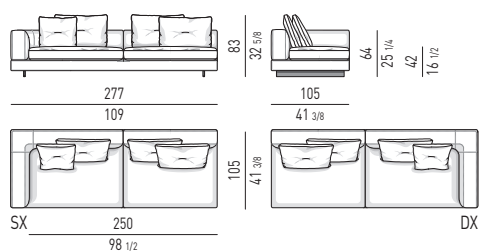
ELEMENTO TERMINALE **MIX CM 247**
ELEMENT WITH ONE ARMREST **MIX CM 247**



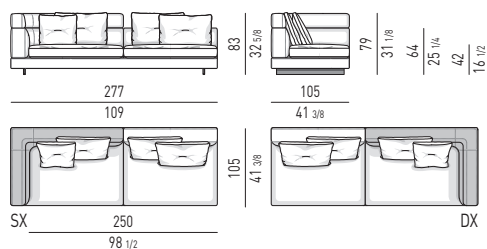
ELEMENTO TERMINALE **HIGH CM 277**
ELEMENT WITH ONE ARMREST **HIGH CM 277**



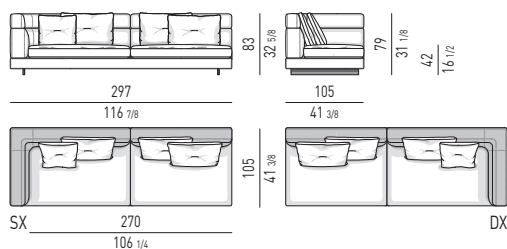
ELEMENTO TERMINALE **LOW CM 277**
ELEMENT WITH ONE ARMREST **LOW CM 277**



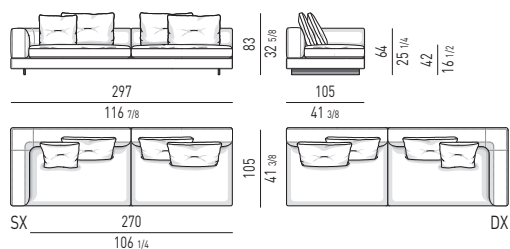
ELEMENTO TERMINALE **MIX CM 277**
ELEMENT WITH ONE ARMREST **MIX CM 277**



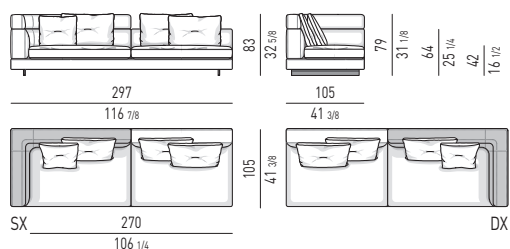
ELEMENTO TERMINALE **HIGH CM 297**
ELEMENT WITH ONE ARMREST **HIGH CM 297**



ELEMENTO TERMINALE **LOW CM 297**
ELEMENT WITH ONE ARMREST **LOW CM 297**

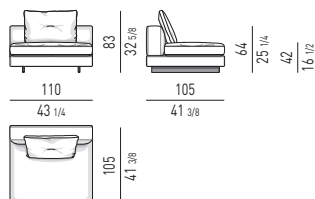


ELEMENTO TERMINALE **MIX CM 297**
ELEMENT WITH ONE ARMREST **MIX CM 297**

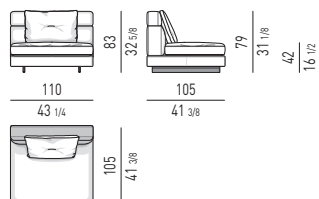


ELEMENTI CENTRALI | CENTRAL ELEMENTS

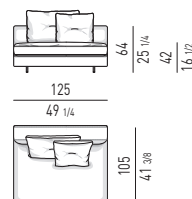
ELEMENTO CENTRALE **LOW** CM 110
CENTRAL ELEMENT **LOW** CM 110



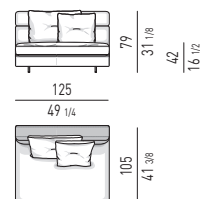
ELEMENTO CENTRALE **HIGH** CM 110
CENTRAL ELEMENT **HIGH** CM 110



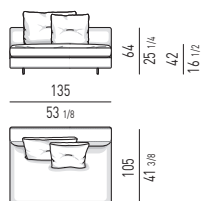
ELEMENTO CENTRALE **LOW** CM 125
CENTRAL ELEMENT **LOW** CM 125



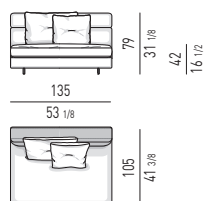
ELEMENTO CENTRALE **HIGH** CM 125
CENTRAL ELEMENT **HIGH** CM 125



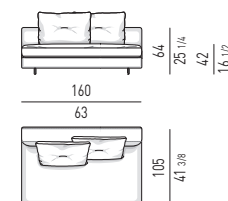
ELEMENTO CENTRALE **LOW** CM 135
CENTRAL ELEMENT **LOW** CM 135



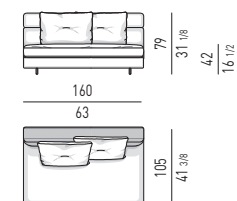
ELEMENTO CENTRALE **HIGH** CM 135
CENTRAL ELEMENT **HIGH** CM 135



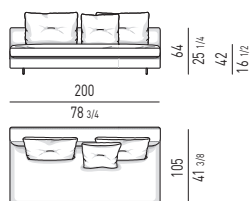
ELEMENTO CENTRALE **LOW** CM 160
CENTRAL ELEMENT **LOW** CM 160



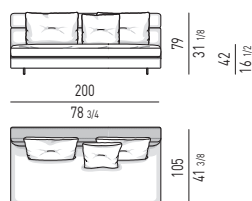
ELEMENTO CENTRALE **HIGH** CM 160
CENTRAL ELEMENT **HIGH** CM 160



ELEMENTO CENTRALE **LOW** CM 200
CENTRAL ELEMENT **LOW** CM 200

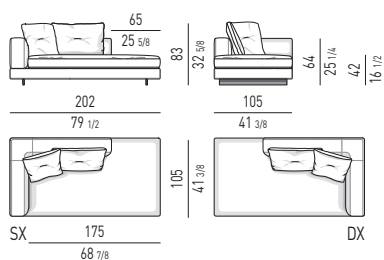


ELEMENTO CENTRALE **HIGH** CM 200
CENTRAL ELEMENT **HIGH** CM 200

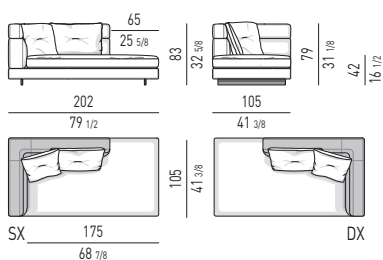


ELEMENTI TERMINALI PENISOLA | OPEN-END ELEMENTS WITH ONE ARMREST

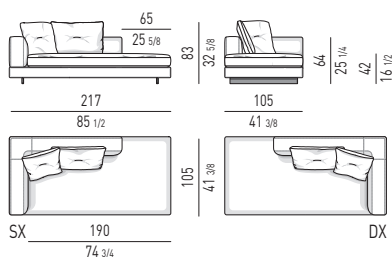
ELEMENTO TERMINALE PENISOLA **LOW** CM 202
OPEN-END ELEMENT WITH ONE ARMREST **LOW** CM 202



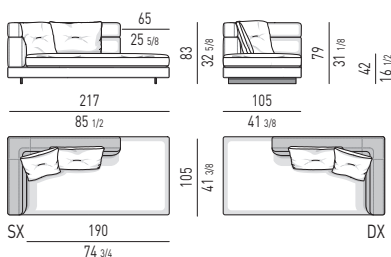
ELEMENTO TERMINALE PENISOLA **HIGH** CM 202
OPEN-END ELEMENT WITH ONE ARMREST **HIGH** CM 202



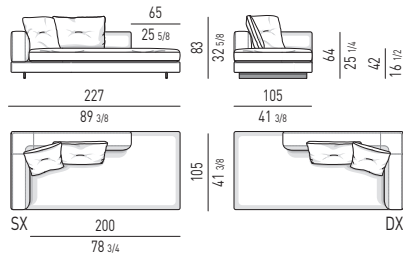
ELEMENTO TERMINALE PENISOLA **LOW** CM 217
OPEN-END ELEMENT WITH ONE ARMREST **LOW** CM 217



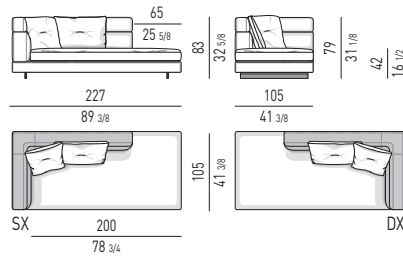
ELEMENTO TERMINALE PENISOLA **HIGH** CM 217
OPEN-END ELEMENT WITH ONE ARMREST **HIGH** CM 217



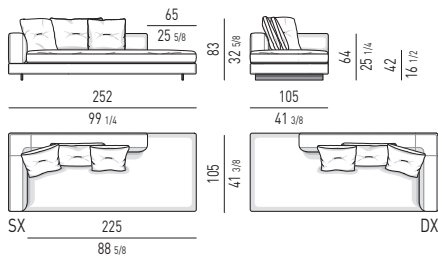
ELEMENTO TERMINALE PENISOLA **LOW CM 227**
OPEN-END ELEMENT WITH ONE ARMREST **LOW CM 227**



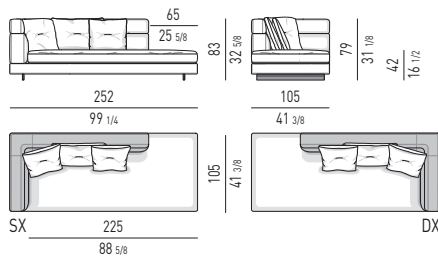
ELEMENTO TERMINALE PENISOLA **HIGH CM 227**
OPEN-END ELEMENT WITH ONE ARMREST **HIGH CM 227**



ELEMENTO TERMINALE PENISOLA **LOW CM 252**
OPEN-END ELEMENT WITH ONE ARMREST **LOW CM 252**

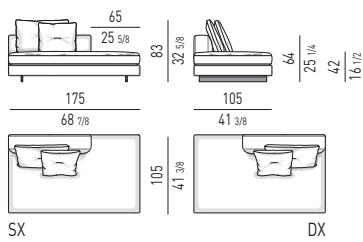


ELEMENTO TERMINALE PENISOLA **HIGH CM 252**
OPEN-END ELEMENT WITH ONE ARMREST **HIGH CM 252**

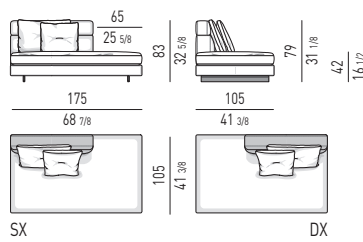


ELEMENTI PENISOLA | OPEN-END ELEMENTS

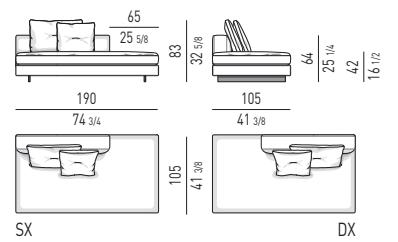
ELEMENTO PENISOLA **LOW CM 175**
OPEN-END ELEMENT **LOW CM 175**



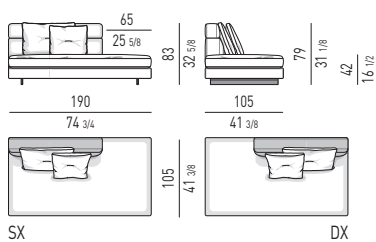
ELEMENTO PENISOLA **HIGH CM 175**
OPEN-END ELEMENT **HIGH CM 175**



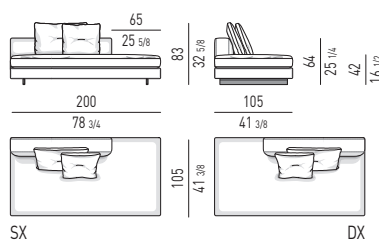
ELEMENTO PENISOLA **LOW CM 190**
OPEN-END ELEMENT **LOW CM 190**



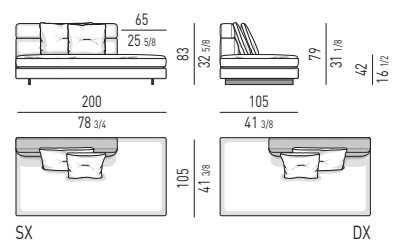
ELEMENTO PENISOLA **HIGH CM 190**
OPEN-END ELEMENT **HIGH CM 190**



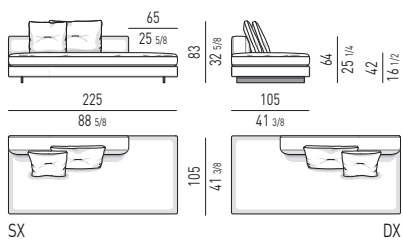
ELEMENTO PENISOLA **LOW CM 200**
OPEN-END ELEMENT **LOW CM 200**



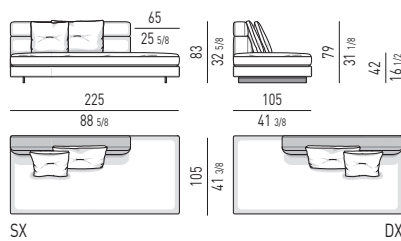
ELEMENTO PENISOLA **HIGH CM 200**
OPEN-END ELEMENT **HIGH CM 200**



ELEMENTO PENISOLA **LOW CM 225**
OPEN-END ELEMENT **LOW CM 225**



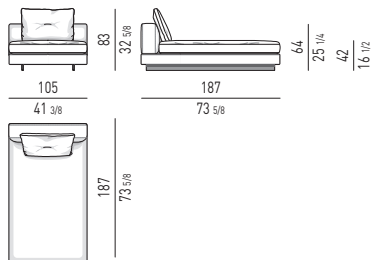
ELEMENTO PENISOLA **HIGH CM 225**
OPEN-END ELEMENT **HIGH CM 225**



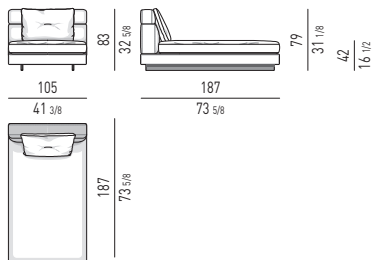
Minotti

COUCHES

COUCH LOW CM 105x187
COUCH LOW CM 105x187

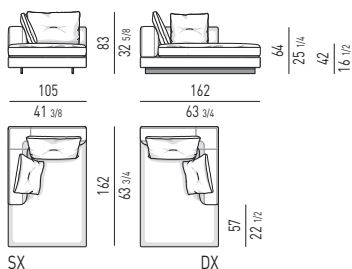


COUCH HIGH CM 105x187
COUCH HIGH CM 105x187

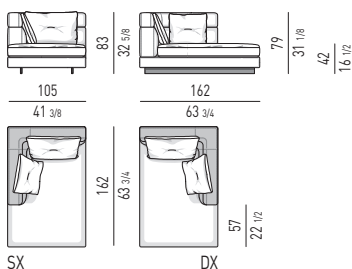


CHAISE-LONGUES

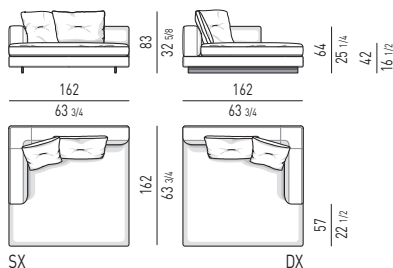
CHAISE-LONGUE LOW CM 105x162 - BRACCIOLO CM 105
CHAISE-LONGUE LOW CM 105x162 - ARMREST CM 105



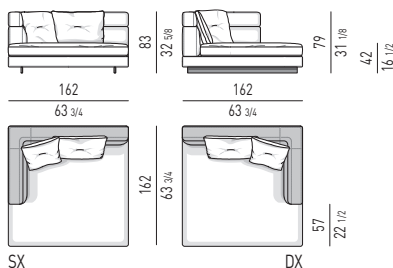
CHAISE-LONGUE HIGH CM 105x162 - BRACCIOLO CM 105
CHAISE-LONGUE HIGH CM 105x162 - ARMREST CM 105



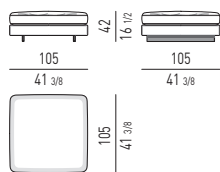
CHAISE-LONGUE LOW CM 162x162 - BRACCIOLO CM 105
CHAISE-LONGUE LOW CM 162x162 - ARMREST CM 105



CHAISE-LONGUE HIGH CM 162x162 - BRACCIOLO CM 105
CHAISE-LONGUE HIGH CM 162x162 - ARMREST CM 105



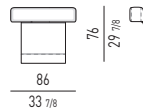
POUF CM 105x105
OTTOMAN CM 105x105



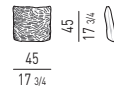
CUSCINI SCHIENALE OPTIONAL
OPTIONAL BACKREST CUSHIONS



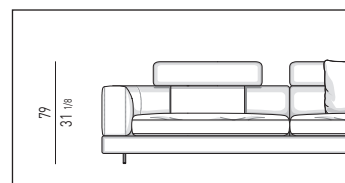
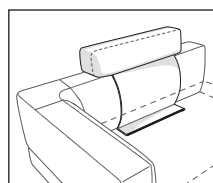
POGGIATESTA OPTIONAL
OPTIONAL HEADREST




CUSCINO OPTIONAL TEDDY
TEDDY OPTIONAL CUSHION



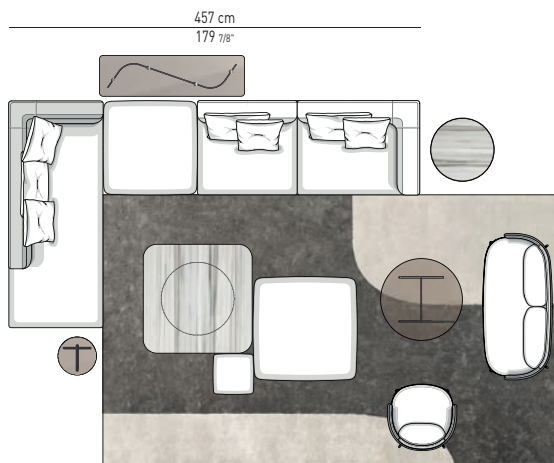
POSIZIONE POGGIATESTA HEADREST POSITION





- A**
- 1 elemento terminale penisola LOW sx cm 202x105 H83
 - 1 divano MIX sx cm 304x105 H83
 - 1 isola Damier MIX 01 sx cm 160x70 H38
 - 2 poltrone Russell "fissa" cm 87x85 H70
 - 1 tavolino Rays Ø cm 53 H52
 - 1 tavolino Waves cm 91x50 H40
 - 1 tavolino Rays cm 100x69,5 H36
 - 1 tappeto Wisp cm 500x400
 - 1 open-end element with armrest LOW sx cm 202x105 H83
 - 1 sofa MIX sx cm 304x105 H83
 - 1 Damier island MIX 01 sx cm 160x70 H38
 - 2 Russell armchairs "fixed" cm 87x85 H70
 - 1 Rays side table Ø cm 53 H52
 - 1 Waves coffee table cm 91x50 H40
 - 1 Rays coffee table cm 100x69,5 H36
 - 1 Wisp rug cm 500x400

- 1 Halbinselement mit Armlehne LOW sx cm 202x105 H83
- 1 Sofa MIX sx cm 304x105 H83
- 1 Insel Damier MIX 01 sx cm 160x70 H38
- 2 Sessel Russell "fest" cm 87x85 H70
- 1 Beistelltisch Rays Ø cm 53 H52
- 1 Beistelltisch Waves cm 91x50 H40
- 1 Beistelltisch Rays cm 100x69,5 H36
- 1 Teppich Wisp cm 500x400
- 1 élément flot avec accoudoir LOW sx cm 202x105 H83
- 1 canapé MIX sx cm 304x105 H83
- 1 île Damier MIX 01 sx cm 160x70 H38
- 2 fauteuils Russell "fixe" cm 87x85 H70
- 1 petite table Rays Ø cm 53 H52
- 1 petite table Waves cm 91x50 H40
- 1 petite table Rays cm 100x69,5 H36
- 1 tapis Wisp cm 500x400



- B**
- 1 elemento terminale penisola HIGH dx cm 252x105 H83
 - 1 pouf cm 105x105 H42
 - 1 elemento terminale LOW dx cm 247x105 H83
 - 1 isola Damier MIX 02 sx cm 130x160 H38
 - 1 divano Tape cm 163x78 H74,5
 - 1 poltrona Tape cm 77x76 H74,5
 - 1 tavolino Ring Ø cm 39 H36,5
 - 1 consolle Bender cm 160x45 H55
 - 1 tavolino Boden Ø cm 70 H36
 - 1 tavolino Ring Ø cm 90 H28,5
 - 1 tavolino Milton cm 120x120 H25
 - 1 tappeto Dibbets Ipanema cm 500x300
 - 1 open-end element with armrest HIGH dx cm 252x105 H83
 - 1 ottoman cm 105x105 H42
 - 1 element with 1 armrest LOW dx cm 247x105 H83
 - 1 Damier island MIX 02 sx cm 130x160 H38
 - 1 Tape sofa cm 163x78 H74,5
 - 1 Tape armchair cm 77x76 H74,5
 - 1 Ring side table Ø cm 39 H36,5
 - 1 Bender console table cm 160x45 H55
 - 1 Boden coffee table Ø cm 70 H36
 - 1 Ring coffee table Ø cm 90 H28,5
 - 1 Milton coffee table cm 120x120 H25
 - 1 Dibbets Ipanema rug cm 500x300

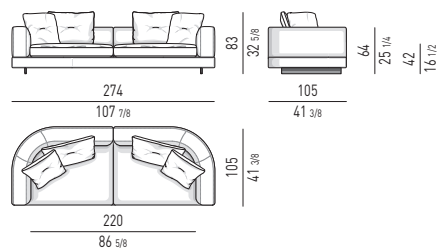
- 1 Halbinselement mit Armlehne HIGH dx cm 252x105 H83
- 1 Hocker cm 105x105 H42
- 1 Endelement mit Armlehne LOW dx cm 247x105 H83
- 1 Insel Damier MIX 02 sx cm 130x160 H38
- 1 Sofa Tape cm 163x78 H74,5
- 1 Sessel Tape cm 77x76 H74,5
- 1 Beistelltisch Ring Ø cm 39 H36,5
- 1 Konsole Bender cm 160x45 H55
- 1 Beistelltisch Boden Ø cm 70 H36
- 1 Beistelltisch Ring Ø cm 90 H28,5
- 1 Beistelltisch Milton cm 120x120 H25
- 1 Teppich Dibbets Ipanema cm 500x300
- 1 élément flot avec accoudoir HIGH dx cm 252x105 H83
- 1 pouf cm 105x105 H42
- 1 élément avec 1 accoudoir LOW dx cm 247x105 H83
- 1 île Damier MIX 02 sx cm 130x160 H38
- 1 canapé Tape cm 163x78 H74,5
- 1 fauteuil Tape cm 77x76 H74,5
- 1 petite table Ring Ø cm 39 H36,5
- 1 console Bender cm 160x45 H55
- 1 petite table Boden Ø cm 70 H36
- 1 petite table Ring Ø cm 90 H28,5
- 1 petite table Milton cm 120x120 H25
- 1 tapis Dibbets Ipanema cm 500x300

Minotti

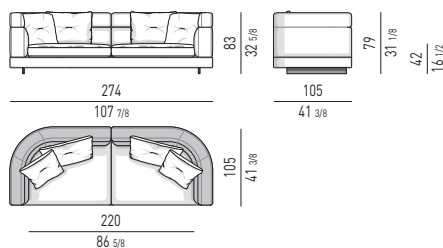
ALEXANDER "DROP"

DIVANI | SOFAS

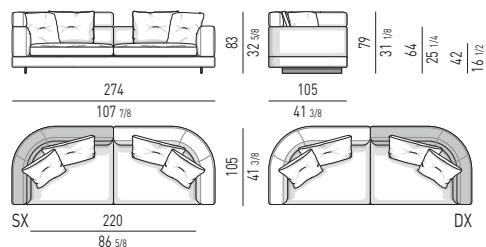
"DROP" DIVANO LOW CM 274
"DROP" SOFA LOW CM 274



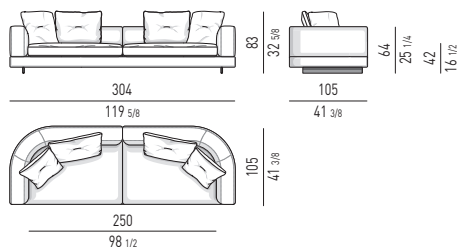
"DROP" DIVANO HIGH CM 274
"DROP" SOFA HIGH CM 274



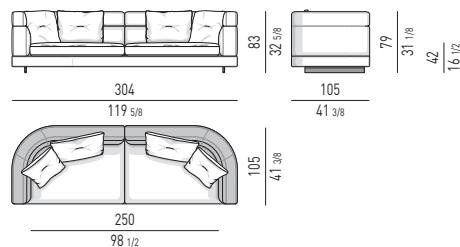
"DROP" DIVANO MIX CM 274
"DROP" SOFA MIX CM 274



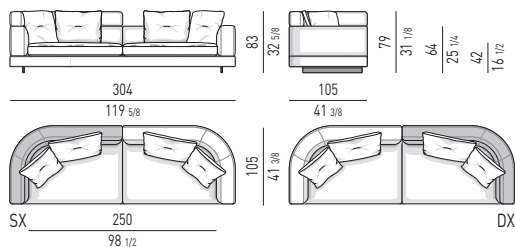
"DROP" DIVANO LOW CM 304
"DROP" SOFA LOW CM 304



"DROP" DIVANO HIGH CM 304
"DROP" SOFA HIGH CM 304

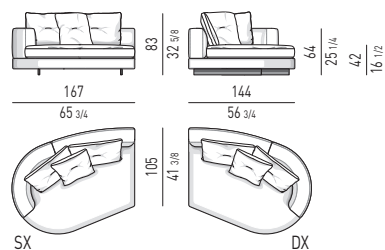


"DROP" DIVANO MIX CM 304
"DROP" SOFA MIX CM 304

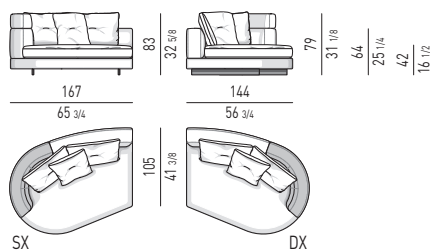


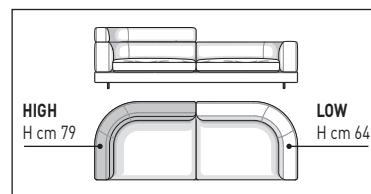
ELEMENTI TERMINALI "RAY" | ELEMENTS WITH ONE ARMREST "RAY"

"DROP" ELEMENTO TERMINALE RAY - LOW CM 167x144
"DROP" ELEMENT WITH ONE ARMREST RAY - LOW CM 167x144



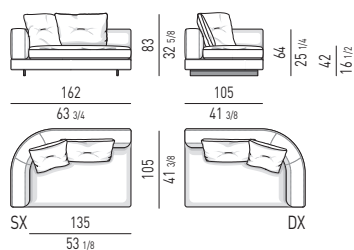
"DROP" ELEMENTO TERMINALE RAY - MIX CM 167x144
"DROP" ELEMENT WITH ONE ARMREST RAY - MIX CM 167x144



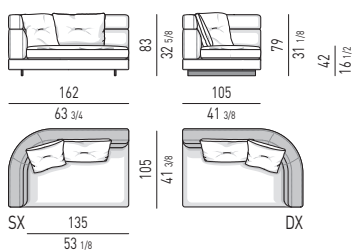


ELEMENTI TERMINALI | ELEMENTS WITH ONE ARMREST

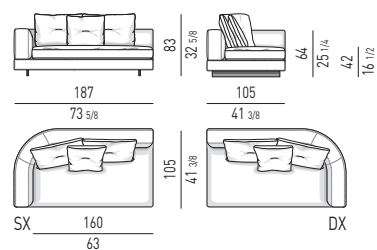
"DROP" ELEMENTO TERMINALE LOW CM 162
"DROP" ELEMENT WITH ONE ARMREST LOW CM 162



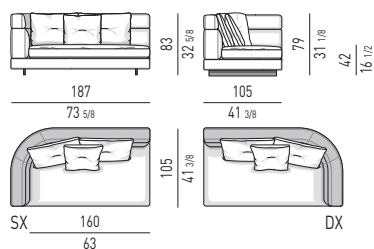
"DROP" ELEMENTO TERMINALE HIGH CM 162
"DROP" ELEMENT WITH ONE ARMREST HIGH CM 162



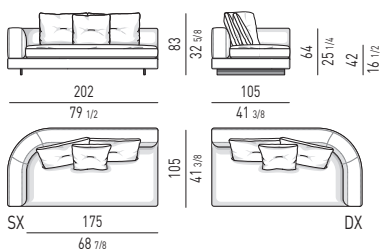
"DROP" ELEMENTO TERMINALE LOW CM 187
"DROP" ELEMENT WITH ONE ARMREST LOW CM 187



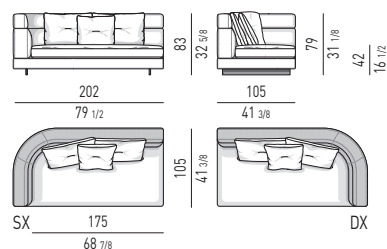
"DROP" ELEMENTO TERMINALE HIGH CM 187
"DROP" ELEMENT WITH ONE ARMREST HIGH CM 187



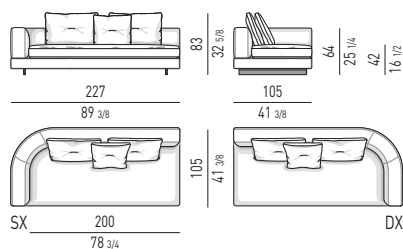
"DROP" ELEMENTO TERMINALE LOW CM 202
"DROP" ELEMENT WITH ONE ARMREST LOW CM 202



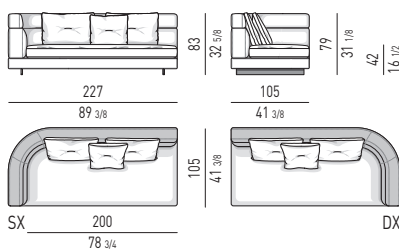
"DROP" ELEMENTO TERMINALE HIGH CM 202
"DROP" ELEMENT WITH ONE ARMREST HIGH CM 202



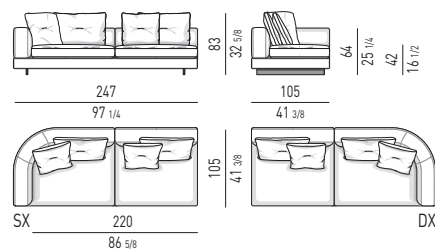
"DROP" ELEMENTO TERMINALE LOW CM 227
"DROP" ELEMENT WITH ONE ARMREST LOW CM 227



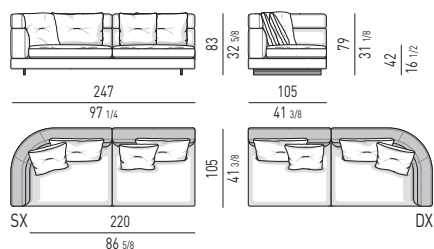
"DROP" ELEMENTO TERMINALE HIGH CM 227
"DROP" ELEMENT WITH ONE ARMREST HIGH CM 227



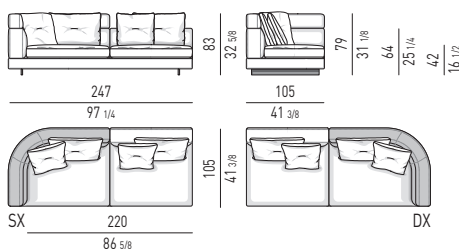
"DROP" ELEMENTO TERMINALE LOW CM 247
"DROP" ELEMENT WITH ONE ARMREST LOW CM 247



"DROP" ELEMENTO TERMINALE HIGH CM 247
"DROP" ELEMENT WITH ONE ARMREST HIGH CM 247

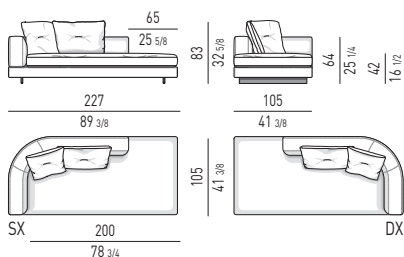


"DROP" ELEMENTO TERMINALE MIX CM 247
"DROP" ELEMENT WITH ONE ARMREST MIX CM 247

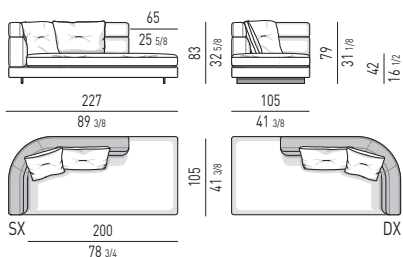


ELEMENTI TERMINALI PENISOLA | OPEN-END ELEMENTS WITH ONE ARMREST

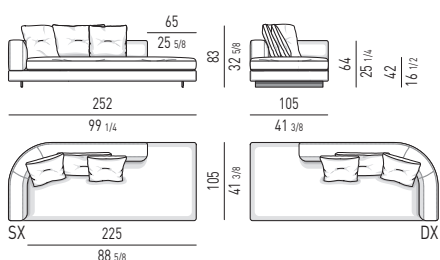
"DROP" ELEMENTO TERMINALE PENISOLA LOW CM 227
"DROP" OPEN-END ELEMENT WITH ONE ARMREST LOW CM 227



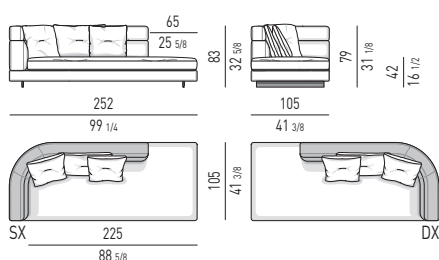
"DROP" ELEMENTO TERMINALE PENISOLA HIGH CM 227
"DROP" OPEN-END ELEMENT WITH ONE ARMREST HIGH CM 227



"DROP" ELEMENTO TERMINALE PENISOLA LOW CM 252
"DROP" OPEN-END ELEMENT WITH ONE ARMREST LOW CM 252

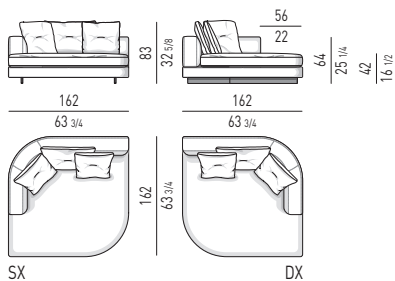


"DROP" ELEMENTO TERMINALE PENISOLA HIGH CM 252
"DROP" OPEN-END ELEMENT WITH ONE ARMREST HIGH CM 252

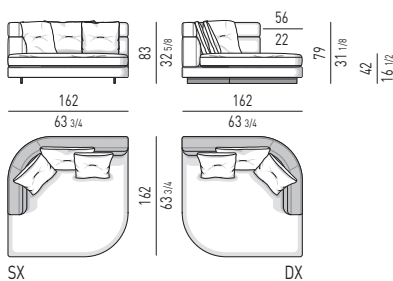


CHAISE-LONGUES

"DROP" CHAISE-LONGUE LOW CM 162x162
"DROP" CHAISE-LONGUE LOW CM 162x162

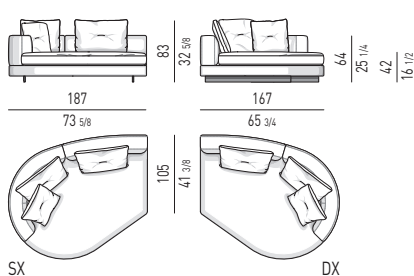


"DROP" CHAISE-LONGUE HIGH CM 162x162
"DROP" CHAISE-LONGUE HIGH CM 162x162

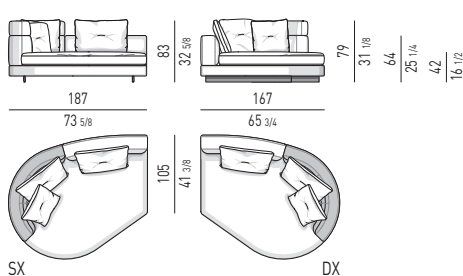


CHAISE-LONGUES "RAY"

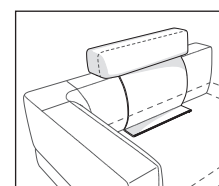
"DROP" CHAISE-LONGUE RAY - LOW CM 187x167
"DROP" CHAISE-LONGUE RAY - LOW CM 187x167



"DROP" CHAISE-LONGUE RAY - MIX CM 187x167
"DROP" CHAISE-LONGUE RAY - MIX CM 187x167



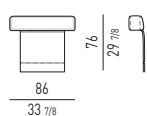
POSIZIONE POGGIATESTA HEADREST POSITION



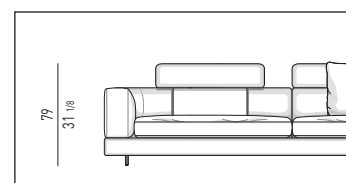
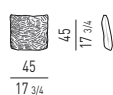
CUSCINI SCHIENALE OPTIONAL OPTIONAL BACKREST CUSHIONS



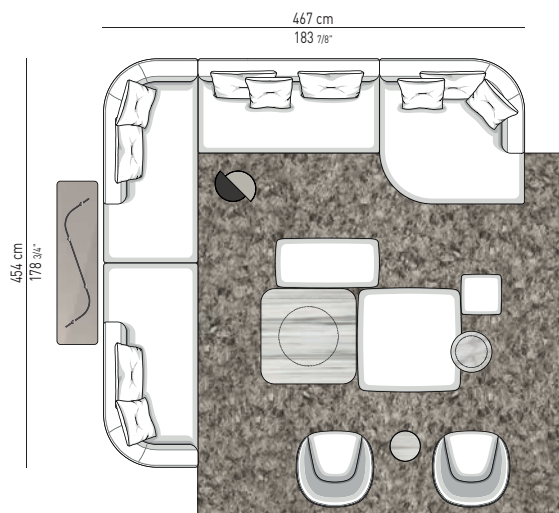
POGGIATESTA OPTIONAL OPTIONAL HEADREST



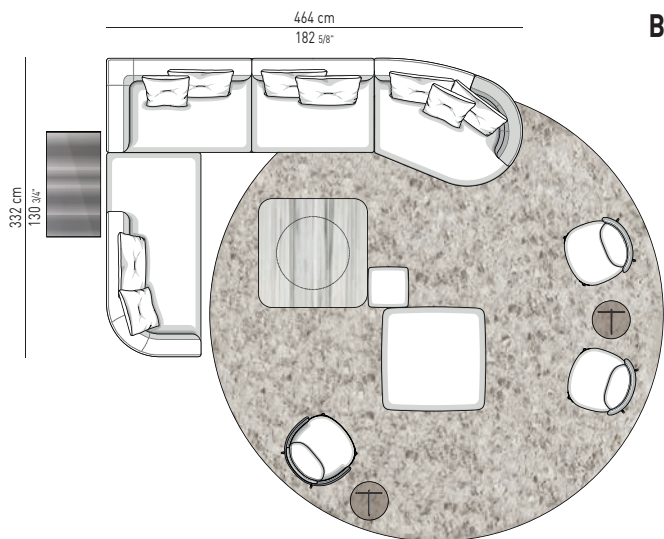
CUSCINO OPTIONAL TEDDY TEDDY OPTIONAL CUSHION



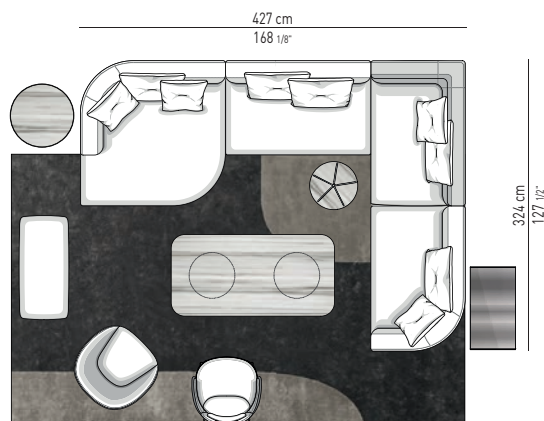




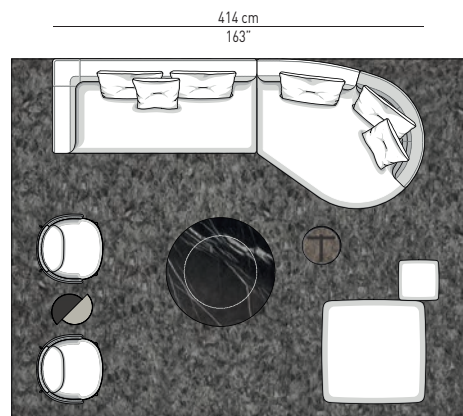
- A**
- 1 "DROP" elemento terminale penisola LOW sx cm 227x105 H83
 - 1 "DROP" elemento terminale penisola LOW dx cm 227x105 H83
 - 1 elemento centrale LOW cm 200x105 H83
 - 1 "DROP" chaise-longue LOW dx cm 162x162 H83
 - 1 isola Damier MIX 05 dx cm 225x150 H38
 - 2 poltrone Russell "fissa" cm 87x85 H70
 - 1 consolle Bender cm 180x45 H55
 - 1 tavolino Shields cm 48x40 H36
 - 1 tavolino Boden Ø cm 34 H51
 - 1 tavolino Milton cm 105x105 H25
 - 1 tavolino Oliver Ø cm 45 H48
 - 1 tappeto Wisp cm 400x400
- 1 "DROP" open-end element with armrest LOW sx cm 227x105 H83
 - 1 "DROP" open-end element with armrest LOW dx cm 227x105 H83
 - 1 central element LOW cm 200x105 H83
 - 1 "DROP" chaise-longue LOW dx cm 162x162 H83
 - 1 Damier island MIX 05 dx cm 225x150 H38
 - 2 Russell armchairs "fixed" cm 87x85 H70
 - 1 Bender console table cm 180x45 H55
 - 1 Shields side table cm 48x40 H36
 - 1 Boden side table Ø cm 34 H51
 - 1 Milton coffee table cm 105x105 H25
 - 1 Oliver side table Ø cm 45 H48
 - 1 Wisp rug cm 400x400
- 1 "DROP" Halbinsenelement mit Armlehne LOW sx cm 227x105 H83
 - 1 "DROP" Halbinsenelement mit Armlehne LOW dx cm 227x105 H83
 - 1 Mittelelement LOW cm 200x105 H83
 - 1 "DROP" Chaise-longue LOW dx cm 162x162 H83
 - 1 Insel Damier MIX 05 dx cm 225x150 H38
 - 2 Sessel Russell "fest" cm 87x85 H70
 - 1 Konsole Bender cm 180x45 H55
 - 1 Beistelltisch Shields cm 48x40 H36
 - 1 Beistelltisch Boden Ø cm 34 H51
 - 1 Beistelltisch Milton cm 105x105 H25
 - 1 Beistelltisch Oliver Ø cm 45 H48
 - 1 Teppich Wisp cm 400x400
- 1 "DROP" élément flot avec accoudoir LOW sx cm 227x105 H83
 - 1 "DROP" élément flot avec accoudoir LOW dx cm 227x105 H83
 - 1 élément central LOW cm 200x105 H83
 - 1 "DROP" chaise-longue LOW dx cm 162x162 H83
 - 1 île Damier MIX 05 dx cm 225x150 H38
 - 2 fauteuils Russell "fixe" cm 87x85 H70
 - 1 console Bender cm 180x45 H55
 - 1 petite table Shields cm 48x40 H36
 - 1 petite table Boden Ø cm 34 H51
 - 1 petite table Milton cm 105x105 H25
 - 1 petite table Oliver Ø cm 45 H48
 - 1 tapis Wisp cm 400x400



- B**
- 1 "DROP" elemento terminale penisola LOW sx cm 227x105 H83
 - 1 elemento terminale LOW sx cm 297x105 H83
 - 1 "DROP" elemento terminale RAY-MIX dx cm 167x144 H83
 - 1 isola Damier MIX 02 sx cm 130x160 H38
 - 1 poltrona Tape cm 77x76 H74,5
 - 2 poltrone senza braccioli Tape cm 70x76 H74,5
 - 1 tavolino Waves cm 116,5x60 H35
 - 1 tavolino Milton cm 120x120 H25
 - 1 tavolino Ring Ø cm 39 H36,5
 - 1 tavolino Ring Ø cm 39 H49
 - 1 tappeto Wisp Ø cm 500
- 1 "DROP" open-end element with armrest LOW sx cm 227x105 H83
 - 1 element with 1 armrest LOW sx cm 297x105 H83
 - 1 "DROP" element with 1 armrest RAY-MIX dx cm 167x144 H83
 - 1 Damier island MIX 02 sx cm 130x160 H38
 - 1 Tape armchair cm 77x76 H74,5
 - 2 Tape armchairs without armrests cm 70x76 H74,5
 - 1 Waves side table cm 116,5x60 H35
 - 1 Milton coffee table cm 120x120 H25
 - 1 Ring side table Ø cm 39 H36,5
 - 1 Ring side table Ø cm 39 H49
 - 1 Wisp rug Ø cm 500
- 1 "DROP" Halbinsenelement mit Armlehne LOW sx cm 227x105 H83
 - 1 Endelement mit 1 Armlehne LOW sx cm 297x105 H83
 - 1 "DROP" Endelement mit 1 Armlehne RAY-MIX dx cm 167x144 H83
 - 1 Insel Damier MIX 02 sx cm 130x160 H38
 - 1 Sessel Tape cm 77x76 H74,5
 - 2 Sessel ohne Armlehnen Tape cm 70x76 H74,5
 - 1 Beistelltisch Waves cm 116,5x60 H35
 - 1 Beistelltisch Milton cm 120x120 H25
 - 1 Beistelltisch Ring Ø cm 39 H36,5
 - 1 Beistelltisch Ring Ø cm 39 H49
 - 1 Teppich Wisp Ø cm 500
- 1 "DROP" élément flot avec accoudoir LOW sx cm 227x105 H83
 - 1 élément avec 1 accoudoir LOW sx cm 297x105 H83
 - 1 "DROP" élément avec 1 accoudoir RAY-MIX dx cm 167x144 H83
 - 1 île Damier MIX 02 sx cm 130x160 H38
 - 1 fauteuil Tape cm 77x76 H74,5
 - 2 fauteuils sans accoudoirs Tape cm 70x76 H74,5
 - 1 petite table Waves cm 116,5x60 H35
 - 1 petite table Milton cm 120x120 H25
 - 1 petite table Ring cm Ø 39 H36,5
 - 1 petite table Ring cm Ø 39 H49
 - 1 tapis Wisp Ø cm 500



- C**
- | | |
|---|--|
| 1 "DROP" chaise-longue LOW sx cm 162x162 H83 | 1 "DROP" Chaise-longue LOW sx cm 162x162 H83 |
| 1 elemento centrale LOW cm 160x105 H83 | 1 Mittelelement LOW cm 160x105 H83 |
| 1 elemento terminale HIGH sx cm 162x105 H83 | 1 Endelement mit 1 Armlehne HIGH sx cm 162x105 H83 |
| 1 "DROP" elemento terminale LOW dx cm 162x105 H83 | 1 "DROP" Endelement mit 1 Armlehne LOW dx cm 162x105 H83 |
| 1 pouf Damier cm 115x55 H30 | 1 Hocker Damier cm 115x55 H30 |
| 1 bergère Tape cm 77x79 H106 | 1 Bergère Tape cm 77x79 H106 |
| 1 poltrona Russell "fissa" cm 87x85 H70 | 1 Sessel Russell "fest" cm 87x85 H70 |
| 1 tavolino Boden Ø cm 70 H36 | 1 Beistelltisch Boden Ø cm 70 H36 |
| 1 tavolino Rays Ø cm 53 H52 | 1 Beistelltisch Rays Ø cm 53 H52 |
| 1 tavolino Waves cm 91x50 H40 | 1 Beistelltisch Waves cm 91x50 H40 |
| 1 tavolino Milton cm 180x90 H25 | 1 Beistelltisch Milton cm 180x90 H25 |
| 1 tappeto Dibbets Ipanema cm 500x300 | 1 Teppich Dibbets Ipanema cm 500x300 |
-
- | | |
|---|---|
| 1 "DROP" chaise-longue LOW sx cm 162x162 H83 | 1 "DROP" chaise-longue LOW sx cm 162x162 H83 |
| 1 central element LOW cm 160x105 H83 | 1 élément central LOW cm 160x105 H83 |
| 1 element with 1 armrest HIGH sx cm 162x105 H83 | 1 élément avec 1 accoudoir HIGH sx cm 162x105 H83 |
| 1 "DROP" element with 1 armrest LOW dx cm 162x105 H83 | 1 "DROP" élément avec 1 accoudoir LOW dx cm 162x105 H83 |
| 1 Damier ottoman cm 115x55 H30 | 1 pouf Damier cm 115x55 H30 |
| 1 Tape bergère cm 77x79 H106 | 1 bergère Tape cm 77x79 H106 |
| 1 Russell armchair "fixed" cm 87x85 H70 | 1 fauteuil Russell "fixe" cm 87x85 H70 |
| 1 Boden side table Ø cm 70 H36 | 1 petite table Boden Ø cm 70 H36 |
| 1 Rays side table Ø cm 53 H52 | 1 petite table Rays Ø cm 53 H52 |
| 1 Waves side table cm 91x50 H40 | 1 petite table Waves cm 91x50 H40 |
| 1 Milton coffee table cm 180x90 H25 | 1 petite table Milton cm 180x90 H25 |
| 1 Dibbets Ipanema rug cm 500x300 | 1 tapis Dibbets Ipanema cm 500x300 |



- D**
- | | |
|--|---|
| 1 elemento terminale LOW sx cm 227x105 H83 | 1 Endelement mit 1 Armlehne LOW sx cm 227x105 H83 |
| 1 "DROP" chaise-longue RAY-MIX dx cm 187x167 H83 | 1 "DROP" Chaise-longue RAY-MIX dx cm 187x167 H83 |
| 1 isola Damier MIX 02 dx cm 130x160 H38 | 1 Insel Damier MIX 02 dx cm 130x160 H38 |
| 2 poltrone Tape cm 77x76 H74,5 | 2 Sessel Tape cm 77x76 H74,5 |
| 1 tavolino Oliver Ø cm 120 H36 | 1 Beistelltisch Oliver Ø cm 120 H36 |
| 1 tavolino Ring Ø cm 39 H36,5 | 1 Beistelltisch Ring Ø cm 39 H36,5 |
| 1 tavolino Shields cm 48x40 H36 | 1 Beistelltisch Shields cm 48x40 H36 |
| 1 tappeto Wisp cm 500x400 | 1 Teppich Wisp cm 500x400 |
-
- | | |
|--|--|
| 1 element with armrest LOW sx cm 227x105 H83 | 1 élément avec 1 accoudoir LOW sx cm 227x105 H83 |
| 1 "DROP" chaise-longue RAY-MIX dx cm 187x167 H83 | 1 "DROP" chaise-longue RAY-MIX dx cm 187x167 H83 |
| 1 Damier island MIX 02 dx cm 130x160 H38 | 1 île Damier MIX 02 dx cm 130x160 H38 |
| 2 Tape armchairs cm 77x76 H74,5 | 2 fauteuils Tape cm 77x76 H74,5 |
| 1 Oliver coffee table Ø cm 120 H36 | 1 petite table Oliver Ø cm 120 H36 |
| 1 Ring side table Ø cm 39 H36,5 | 1 petite table Ring Ø cm 39 H36,5 |
| 1 Shields side table cm 48x40 H36 | 1 petite table Shields cm 48x40 H36 |
| 1 Wisp rug cm 500x400 | 1 tapis Wisp cm 500x400 |