

Scheda Prodotto  
Product Sheet

# Pixel Light Outdoor

Designer Sergio Bicego  
Produzione / Production year: 2020 - 2022



# Descrizione

Pixel Light, il nuovo sistema di sedute firmato Sergio Bicego, nasce dal desiderio di espandere il concetto di forma flessibile per abbracciare la visione di fluidità degli spazi. Abbiamo cercato nuove possibilità di utilizzo del divano Pixel, il progetto icona di Saba che ha celebrato nel 2020 il suo decimo anniversario, alleggerendo le forme, migliorando le performances tecniche, mantenendo il suo stile inconfondibile per portarlo a vivere sia negli ambienti esterni che negli spazi interni. Completamente sfoderabile.

## **Struttura - Imbottitura**

In multistrato con anima in poliuretano espanso a quote differenziate (35IM – 40IPP – 50IP e 40 morbido e flessibile a lento rilascio) rivestito con fibra poliestere siliconata 400gr/mq trapuntata con tela di cotone 100% e ricoperto con tessuto 100% poliestere idrorepellente e traspirante. I braccioli sono realizzati in multistrato con poliuretano espanso a quote differenziate (30IM – 25IMM – 40IPP e 40 morbido e flessibile a lento rilascio) rivestito con fibra poliestere siliconata 400gr/mq trapuntata con tela di cotone 100% e ricoperto con tessuto 100% poliestere idrorepellente e traspirante. I pannelli schiena sono in multistrato imbottito con poliuretano espanso 40IPP e rivestito con tessuto 3 corpi e ricoperto con tessuto 100% poliestere idrorepellente e traspirante. Ripiani in legno Iroko h. 20 mm.

I cuscini schiena sono realizzati con viscorollo in fodera di tessuto 100% poliestere idrorepellente ricoperto il tutto con tessuto 100% poliestere idrorepellente e traspirante. Il cilindro diametro 22cm ha un'anima in poliuretano espanso 30IM con inserto metallico verniciato nero, rivestito con fibra poliestere 350gr/mq e ricoperto con tessuto 100% poliestere idrorepellente e traspirante. Il cilindro diametro 16cm ha un'anima in poliuretano espanso 30IM, ricoperto con resinato 100gr/mq e ricoperto con tessuto 100% poliestere idrorepellente e traspirante.

## **Piedini**

Base in acciaio verniciato h. 19,5 cm. Disponibile con o senza fasce tessuto.

## **Telo di copertura (solo su richiesta)**

Materiale impermeabile ignifugo con cuciture nastrate e cordino con coulisse per il bloccaggio.

# Description

Pixel Light, the new seating system designed by Sergio Bicego, stems from the desire to expand on the concept of flexible form to embrace the idea of fluidity of spaces. We investigated new ways of using the Pixel sofa, the iconic Saba project, which celebrated its tenth anniversary in 2020. We lightened its forms by improving the technical performances, while maintaining intact its distinctive style that is suited to both interior and exterior spaces. Fully removable covers.

## **Structure - Padding**

In plywood with variable-density polyurethane foam core (35IM – 40IPP – 50IP and 40 soft and flexible to slow return) clothed with siliconised polyester fiber 400gr/sqm quilted with 100% cotton fabric and covered with 100% water-repellent and breathable polyester fabric. Armrests are made in plywood with variable-density polyurethane foam (30IM – 25IMM – 40IPP and 40 soft and flexible to slow return) clothed with siliconised polyester fiber 400gr/sqm quilted with 100% cotton fabric and covered with 100% water-repellent and breathable polyester fabric.

Back panels are in plywood padded with polyurethane foam 40IPP and clothed with 3-copri fabric and covered with 100% water-repellent and breathable polyester fabric. Shelf in Iroko wood h. 20 mm.

Back cushions are made with viscorollo in water-repellent 100% polyester fabric lining, all covered with 100% water-repellent and breathable polyester fabric. The cylinder, diameter 22 cm, is in polyurethane foam core 30IM with black painted metal insert and clothed with polyester fiber 350gr/sqm and covered with 100% water-repellent and breathable polyester fabric. The cylinder, diameter 16 cm, is in polyurethane foam core 30IM, covered with resin 100gr/sqm and clothed with 100% water-repellent and breathable polyester fabric.

## **Feet**

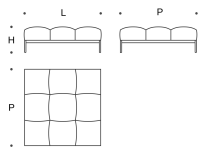
Painted steel base h. 19,5 cm. Available with or without fabric bands.

## **Cover (only on demand)**

Waterproof and fire-retardant cover with taped stitchings and trim with coulisse for the closing.

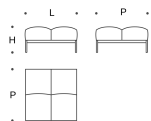
Base 122x122  
Base 122x122

L = 122 cm  
P = 122 cm  
H = 41 cm



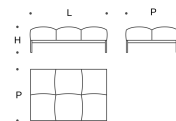
Base 82x82  
Base 82x82

L = 82 cm  
P = 82 cm  
H = 41 cm



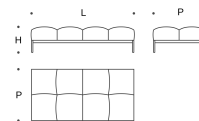
Base 122x82  
Base 122x82

L = 122 cm  
P = 82 cm  
H = 41 cm



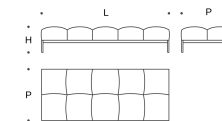
Base 164x82  
Base 164x82

L = 164 cm  
P = 82 cm  
H = 41 cm



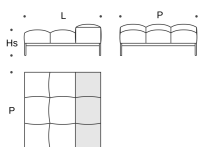
Base 204x82  
Base 204x82

L = 204 cm  
P = 82 cm  
H = 41 cm



Base con bracciolo 122x122  
Base with armrest 122x122

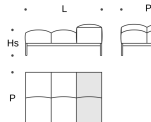
L = 122 cm  
P = 122 cm  
H = 50 cm  
Hs = 41 cm



esempio DX  
example R

Base con bracciolo 122x82  
Base with armrest 122x82

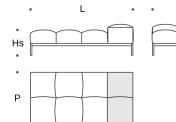
L = 122 cm  
P = 82 cm  
H = 50 cm  
Hs = 41 cm



esempio DX  
example R

Base con bracciolo 164x82  
Base with armrest 164x82

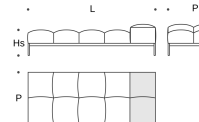
L = 164 cm  
P = 82 cm  
H = 50 cm  
Hs = 41 cm



esempio DX  
example R

Base con bracciolo 204x82  
Base with armrest 204x82

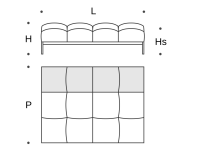
L = 204 cm  
P = 82 cm  
H = 50 cm  
Hs = 41 cm



esempio DX  
example R

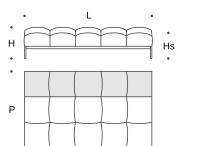
Centrale 164x122  
Central unit 164x122

L = 164 cm  
P = 122 cm  
H = 50 cm  
Hs = 41 cm



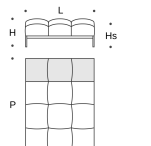
Centrale 204x122  
Central unit 204x122

L = 204 cm  
P = 122 cm  
H = 50 cm  
Hs = 41 cm



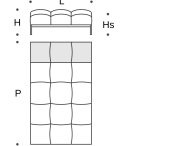
Centrale e Penisola 122x164  
Central unit and Chaise longue 122x164

L = 122 cm  
P = 164 cm  
H = 50 cm  
Hs = 41 cm



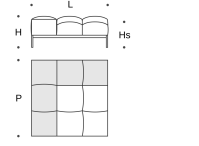
Centrale e Penisola 122x204  
Central unit and Chaise longue 122x204

L = 122 cm  
P = 204 cm  
H = 50 cm  
Hs = 41 cm



Laterale e Angolare 122x122  
Side and Corner unit 122x122

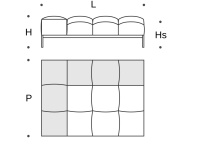
L = 122 cm  
P = 122 cm  
H = 50 cm  
Hs = 41 cm



esempio SX  
example L

Laterale e Angolare 164x122  
Side and Corner unit 164x122

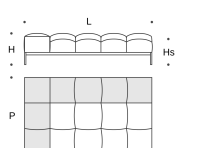
L = 164 cm  
P = 122 cm  
H = 50 cm  
Hs = 41 cm



esempio SX  
example L

Laterale e Angolare 204x122  
Side and Corner unit 204x122

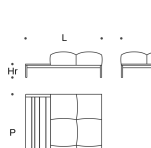
L = 204 cm  
P = 122 cm  
H = 50 cm  
Hs = 41 cm



esempio SX  
example L

Base con ripiano Iroko 122x122  
Base with Iroko shelf 122x122

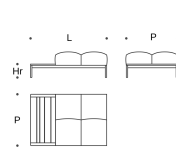
L = 122 cm  
P = 122 cm  
H = 41 cm  
Hr = 21 cm



esempio SX  
example L

Base con ripiano Iroko 122x82  
Base with Iroko shelf 122x82

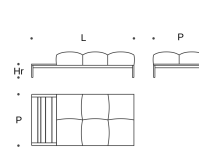
L = 122 cm  
P = 82 cm  
H = 41 cm  
Hr = 21 cm



esempio SX  
example L

Base con ripiano Iroko 164x82  
Base with Iroko shelf 164x82

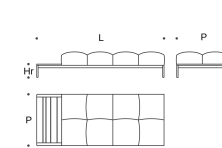
L = 164 cm  
P = 82 cm  
H = 41 cm  
Hr = 21 cm



esempio SX  
example L

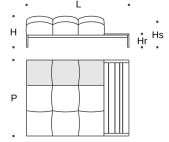
Base con ripiano Iroko 204x82  
Base with Iroko shelf 204x82

L = 204 cm  
P = 82 cm  
H = 41 cm  
Hr = 21 cm



esempio SX  
example L

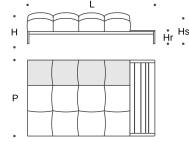
Laterale con ripiano Iroko 164x122  
Side unit with Iroko shelf 164x122



L = 164 cm  
P = 122 cm  
H = 50 cm  
Hr = 21 cm  
Hs = 41 cm

esempio DX  
example R

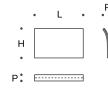
Laterale con ripiano Iroko 204x122  
Side unit with Iroko shelf 204x122



L = 204 cm  
P = 122 cm  
H = 50 cm  
Hr = 21 cm  
Hs = 41 cm

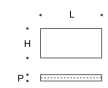
esempio DX  
example R

Schienale 78  
Backrest 78



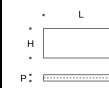
L = 78 cm  
P = 10 cm  
H = 47 cm

Schienale 98  
Backrest 98



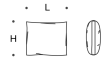
L = 98 cm  
P = 10 cm  
H = 47 cm

Schienale 118  
Backrest 118



L = 118 cm  
P = 10 cm  
H = 47 cm

Cuscino schiena 64  
Back cushion 64



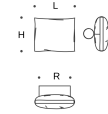
L = 64 cm  
H = 54 cm

Cuscino schiena 94  
Back cushion 94



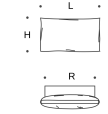
L = 94 cm  
H = 54 cm

Cuscino schiena 64 e Rullo L50-diam.16  
Back cushion 64 and Roll L50-diam.16



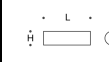
L = 64 cm  
H = 54 cm  
R = 50 cm

Cuscino schiena 94 e Rullo L80-diam.16  
Back cushion 94 and Roll L80-diam.16



L = 94 cm  
H = 54 cm  
R = 80 cm

Rullo L75 - diam.22  
Roll L75 - diam.22



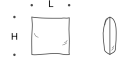
L = 75 cm  
H = 22 cm

Cuscino poggiatesta 52x46  
Lumbar cushion 52x46



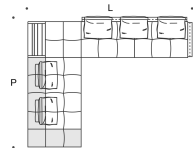
L = 52 cm  
H = 46 cm

Cuscino arredo Outdoor 45x45  
Throw cushion Outdoor 45x45



L = 45 cm  
H = 45 cm

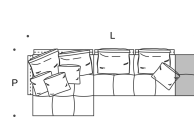
Composizione PLO001  
Composition PLO001



L = 376 cm  
P = 296 cm

esempio SX  
example L

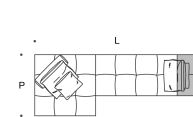
Composizione PLO002  
Composition PLO002



L = 336 cm  
P = 132 cm

esempio SX  
example L

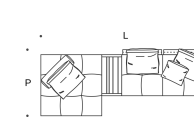
Composizione PLO003  
Composition PLO003



L = 326 cm  
P = 122 cm

esempio SX  
example L

Composizione PLO004  
Composition PLO004



L = 336 cm  
P = 132 cm

esempio SX  
example L

**Basamento / Basement**




Champagne



Noir

**Ripiano / Shelf**



Legno Iroko  
Iroko wood