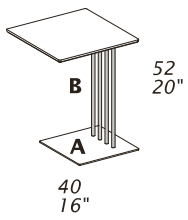


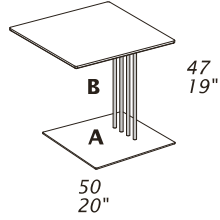


COFFEE TABLES

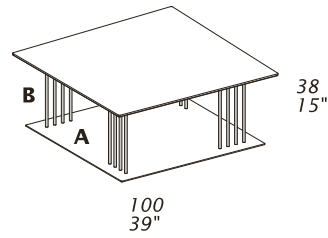
T125B
top 40x40 - 16x16"



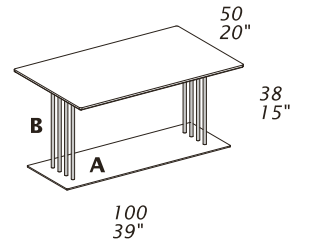
T126B
top 50x50 - 20x20"



T127B
top 100x100 - 39x39"



T128B
top 100x50 - 39x20"



CARATTERISTICHE STANDARD

- A: Base titanio, ottone, rame, antracite, RAL 8019 o RAL 9003.
- B: Supporti cromato, titanio, ottone, rame, antracite, RAL 8019 o RAL 9003.
- Ripiano in vetro disponibile in: fumè o bianco (RAL 9003).
- Ripiano in ceramica disponibile in: Terra, Antracite, Noir Desir, Ossido Bruno, Greenery o Limestone.

STANDARD FEATURES

- A: Titanium, brass, copper, anthracite, RAL 8019 or RAL 9003 base.
- B: Chrome, titanium, brass, copper, anthracite, RAL 8019 or RAL 9003 supports.
- Glass top available in: smoked or white (RAL 9003).
- Ceramic top available in: Terra, Anthracite, Noir Desir, Ossido Bruno, Greenery or Limestone.